

SMD-codes

DATABOOK

SMD-codes

Active SMD semiconductor components marking codes



- 235.000 SMD-codes for active semiconductor components:
- Diodes, Transistors, Thyristors, Integrated Circuits
- Case pin assignment
- Pinout
- Marking style
- Schematic diagram
- Additional SMD info
- Case drawings
- Manufacturers

2012 EDITION



ELECTRONICS COMPONENTS

Active SMD components marking codes

databook

INTRODUCTION

1. 2-pin case SMD semiconductor components
2. SOD-80 case SMD semiconductor components
3. 3-pin case SMD semiconductor components
4. SOT-223 case SMD semiconductor components
5. SOT-89 case SMD semiconductor components
6. 4-pin case SMD semiconductor components
7. 5-pin case SMD semiconductor components
8. SOT-89-5 case SMD semiconductor components
9. 6 and more pin case SMD semiconductor components
10. BGA, DFN and QFN case SMD semiconductor components
11. D-PAK and I-PAK case SMD semiconductor components
12. Case pin assignment
13. Pinout (table)
14. SMD-code marking attribute
15. SMD-code marking style
16. Sample schematic diagram
17. Additional SMD info
18. Case drawings
19. Manufacturers logos and URL

Introduction

At earlier eighties began a trend to replace a traditional through - hole technique with the surface mounted technology (SMT) using surface mounted devices (SMD). The SMT, although intended in principle for automatic manufacturing only expand more and more, even into a hobby world. This trend will continue, because many new components are available in SMD versions only. The SMT technique opens advantages and new applications through miniaturising of the components and increasing of reliability. The industry standard unfortunately allows that most of the SMD components does not have a clear description. Since a tiny size of the components, they are labelled with one, two or more character or graphic SMD code. Thus it is necessary to take into account that the colour and (or) placing of alphanumeric or graphic symbols are also important. Therefore a sure identification of the components is impossible without appropriate technical documentation. Moreover the polarity and pin - outs of different components could be not identified without data sheets.

Identifying the manufacturers type number of an SMD device from the package code can be a difficult task. Unfortunately, each device code is not necessarily unique.

It is possible for various manufacturers to place different devices in the same case with the same SMD-code. For example, with a **6H** SMD-code in a SOT-23 case might be either a npn-transistor **BC818** (CDIL) or a capacitance-diode **FMMV2104** (Zetex) or a n-channel jFET transistor **MMBF5486** (Motorola) or a pnp-digital transistor **MUN2131** (Motorola) or a pnp-digital transistor **UN2117** (Panasonic) or a CMOS-integrated circuit- voltage detector with reset output **R3131N36EA** (Ricoh). Even the same manufacturer may use the same code for different devices.

To identify a particular SMD device, is necessary to identify the manufacturer, package type and note the SMD code printed on the device.

The identification of the manufacturer is possible only if on the case are printed the manufacturer's logos, but it not always happens. Besides, sometimes, it is possible to determine the manufacturer with indirect tags. Many recent ON Semiconductor devices have a small superscript letter after the device code, such as **SA^c** (this smaller letter is merely a month of manufacture code). Infineon devices usually have a lower case '**s**' (**ATs, LOs**). NXP (Philips) devices usually have a lower case '**p**' (**AHp, Z1p, pB0**) or '**'**' (**DQ-, -ZS**) for the devices made in Hong Kong, '**t**' (**tT9, Y7t**) for the devices made in Malaysia, "**w**" (**WT9, Y7W**) for the devices made in China. In section 19 are submitted the logos of the SMD devices manufacturers.

The package type is another problem for the identification of SMD devices. The different manufacturers can designate identical cases concerning by the various standards (or concerning by the internal system). Besides, the various cases can have an identical kind (form) and differ only by sizes. This distinction of sizes so it is not enough, that can be is measured only by special measuring devices.

Compliance with the name and type of cases from different manufacturers is solved by applying in the column "Case" an equivalent type name for equivalent cases.

In addition to SMD-code, upper case may be put padding alpha-numeric information (usually by another font or size of characters, also may be by other arrangement). Relationship position of the SMD-code and padding information have defined as style and show in the column "Style"

In the following tables sections the SMD semiconductor components - irrelevant as to whether it is dealing with transistors, diodes, integrated circuits etc. are placed in separate tables according to numbers of terminals and (or) type of cases and are listed in alpha-numeric order by SMD-codes.

Column 1 ("SMD-Code")

HEMT	High electron mobility transistors
H-C	Hall-effect sensor integrated circuit
IGBT	Insulated Gate Bipolar Transistor
IGBT+Di	Insulated Gate Bipolar Transistor with antiparallel diode

Column 2 ("A")

Additional SMD-codes attribute such as subscript bar, superscript bar, reverse symbol an other (section 14).

LDR-IC	LED driver integrated circuit
Lin-IC	Linear integrated circuit
LVR-IC	Linear voltage regulator integrated circuit
LVR/Vdet-IC	Linear voltage regulator/voltage detector combined integrated circuit

Column 2 ("Type")

The type designations correspond to those of the respective manufacturer documentations.

MMIC	Monolithic Microwave Integrated Circuit
-MOSFET	Metal-Oxide-Semiconductor FET
-MOSFET*	MOSFET, with integrated gate protection diode
-MOSFETd	MOSFET, depletion type
-MOSFETE	MOSFET, enhancement type
-MESFET	MEtal-Semiconductor FET
n-	n-channel junction transistor
n/p-	n-channel and p-channel transistors area
Op-IC	Operational amplifier integrated circuit
p-	p-channel junction transistor
PHEMT	Pseudomorphic high electron mobility transistors
PIN-diode	PIN-diode
SA-Z-diode	Surge Absorption Zener diode

Column 3 ("Function")

Short definition of the semiconductor component.

Used abbreviations:

BM-IC	Battery Management integrated circuit
BR	Bridge Rectifier
C-diode	Capacitance diode (varactor, varicap)
CMOS-Log	CMOS logic integrated circuit
Comp-IC	Voltage comparator integrated circuit
DC/DC-IC	DC/DC voltage converter integrated circuit
ESDP-diode	ElectroStatic Discharge Protection diode
ESD-Prot	ElectroStatic Discharge Protection thyristor
-FET	Field Effect Transistor
-FET*	FET with integrated gate protection diode
-FETd	FET, depletion type
-FETe	FET, enhancement type

Si-diode	Silicon diode
Si-Varistor	Silicon voltage depending resistor
Si-npn	Silicon npn transistor
Si-n/p	Silicon npn and pnp transistors area
Si-npn-Darl	Silicon npn Darlington transistor
Si-npn-Digi	Silicon npn "digital" transistor
Si-npn-Digi+Di	Silicon npn "digital" transistor with internal diode
Si-pnp	Silicon pnp transistor
Si-pnp-Darl	Silicon pnp Darlington transistor
Si-pnp-Digi	Silicon pnp "digital" transistor
Si-npn-Digi+Di	Silicon pnp "digital" transistor with internal diode
SiC-diode	Silicon Carbide diode
SiGe-npn	Silicon/Germanium npn transistor
Si-Stab	Silicon stabilistor
SVR-IC	Switching Voltage Regulator integrated circuit
Tdet-IC	Thermal detector integrated circuit
Thy-SCR	Thyristor-controlled rectifier
Thy-SPD	Thyristor-surge protector device
Triac	Triode for alternating current
TVS	Transient voltage suppressor
Vdet-IC	Voltage Detector integrated circuit
Vref-IC	Voltage Reference integrated circuit
Z-diode	Zener diode

Column 4 ("Short description")

Short data or description of function of each type.

Used abbreviations:

Adj.	Adjust, adjustable
AF	Audio Frequency
AGC	Automatic Gain Control
ALC	Automatic Level Control
AM	Amplitude Modulation (AM range)
Amp	Amplifier
Ant	Antenna
Att	Attenuator
Aval	Avalanche
Disc.	Internal CL discharge
BTL	Bridge Tied Loads
Buff	Buffer
CATV	Broad band cable amplifier
+CE	Active HIGH Chip Enable
-CE	Active LOW Chip Enable
Cell	Cellular
CL	Internal CL discharge resistor
Contr	Controlled
Conv	Converter
Cordl	Cordless
Det	Detector
DG	Dual Gate
Diff	Differential
Dr, Drv	Driver
EN	Enable
Ext.	External
FM	Frequency Modulation (FM range)
GaAs	Gallium arsenide
GP	General Purpose Applications
HF	High Frequency
Hi-sp	High-speed
HSST	High-Speed Soft-Start
HV	High Voltage
I2C	I2C interface control
I2S	I2S interface
ICP	Inrush Current Protection
Instrum.	Instrumental
Latch-Pr.	Latch-Protection
LDO	Low drop voltage
LED	Light-emitting diode
LLS	Logic Level Shifter
LN	Low Noise
LogL	Logic Level (Uth > 0,8...2V)
Lo-sat	Low collector-emitter saturation voltage

LSST	Low-Speed Soft-Start
Mix	Mixer
MR	Manual Reset
OCL	Output Current Limiter
ODO	Open Drain Output
OCO	Open Collector Output
OVIn	Over Voltage Rest Input (negative)
OVP	Over Voltage Protection
Osc	Oscillator
Out	Output
OV	Latched OverVoltage function
PA	Power Amplifier
PAD	Pico-Amper Diode
PCA	Pulse Current Amplitude modulation
PDR	Internal pull-down resistor
PFM	Pulse-frequency modulation
Pow	Power
PPO	Push-Pull Output
PSM	Pulse-skip modulation
PUR	Internal pull-up resistor
PWM	Pulse-width modulation
Rect.	Rectifier
Reg.	Regulated
Res.	Resistor
Reset-Pr.	Reset-Protection
RF	Radio Frequency applications
Rt	Reset delay time
SBD	Schottky Barrier Diode
SBR	Schottky Barrier Rectifier Diode
SPI	SPI interface
St-dwn	Step-down
St-up	Step-up
Supress.	Suppressor
Sw.	Switching
TMSR	Trench MOS Barrier Schottky Rectifier
T-MOS	Trench-FET MOSFET
Trd	Time Reset Delay
Tun	Tuner
U-Speed	Ultra-speed
UHF	RF applications (>250 MHz)
ULN	Ultra Low-Noise
UV	Latched OverVoltage function
UVLO	Under voltage lock output
Var	Variable
VCO	Voltage controlled oscillator
VDet	Voltage Detector
Vdi	Input voltage detection
Vdo	Output voltage detection
VHF	RF applications (100...250MHz)
VFM	Voltage-Frequency Modulation
Vid	Video output stages
V-MOS	Vertical Metal Oxide Semiconductor
VR	Voltage Regulator
WB	Wide Band
WD	Watch-Dog Timer

Column 5 ("Case") Manufacturers case designation.

Column 6 ("Pin") Related case pin assignments and pinout (section 12, 13).

Column 7 ("Sch") Sample schematic connection for some ICs. All drawings are placed in the section 16.

Column 8 ("St") "Style" (uppercase placement of the SMD-code and additional information drawing). All styles are placed in the section 15.

Column 9 ("Mnf")

The names of the manufacturer are abbreviated to save space. The complete name, logos, and URL of each manufacturer is listed alphabetically on section 19.



TURUTA ELECTRONICS WORLD

SEMICONDUCTOR COMPONENTS DATABOOKS, SERVICE MANUALS, DATASHEETS, REPAIR TECHNOLOGIES INFO

Since 2008 TURUTA ELECTRONICS WORLD are the worldwide leading publisher of e-format databooks for semiconductors info like transistors, diodes, thyristors, integrated circuits. Any electronic engineer nowadays is able to work sensibly and rationally with our products as databooks and online database. Anybody missing vital information at the decisive moment is throwing away expensive work time. We will help saving your time, nerves, energy and money. Trust a company being more than 5 years on the market.

Online SMD and leaded electronic components marking database



A weekly updated online database that includes now more 240.000 marking codes for different SMD and leaded, passive and active electronic components like fuses, diodes, thyristors, transistors and integrated circuits.

• Features:

- Search by marking code;
- Search by marking code with case class (pin number) selection;
- Exhaustive info about found electronic component;
- Direct link to a electronic component datasheet download;
- Direct link to a manufacturer web page.

You will get access to a online database after create account ([register](#)). After registration you will have trial access that allow you to search 2 marking codes. For full (1 year) access to the online SMD and leaded electronic components marking database you need to [subscribe](#) (become a member).

Service manual




Service manuals for fax, printer, copier, mobile and wireless phone, amplifiers, car stereos, cassette decks, Blu-ray/DVD/CD players/recorders, compact stereos, equalizers, receivers, cameras, reel recorders, tuners, and other audio equipment, camcorders, monitors, TVs (including LCD, plasma PDP, projection TVs), and TV/Blu-ray/DVD/CD/VCR combo units. We have more than 80.000 documents in our growing collection!

Service manual pages navigation and searches available for any TURUTA ELECTRONICS WORLD visitors.

Free service manual download available only for subscribed member of TURUTA ELECTRONICS WORLD.

Electronic format databooks



TURUTA ELECTRONICS WORLD are the worldwide leading publisher of e-format databooks for semiconductors info like transistors, diodes, thyristors, integrated circuits.

• SMD-codes datbook, 2012 Edition

A new 2012 edition SMD-codes databook in electronic format from a known author Eugeniu Turuta presents the SMD-codes for active semiconductor components. This book includes now 235.000 SMD-codes for different semiconductors like diodes, thyristors, transistors and ICs.

• STK and STR integrated circuits, 2011 Edition


Data book about the common and very popular STK (Sanyo) and STR (Sanken) hybrid integrated circuits. Over 1.600 circuits from STK0025 to STR-Z4579.

Connection diagram, application, short description, table of characteristics with all common parameters, replacements, case outline drawings available for all integrated circuits.

• Power audio amplifiers - integrated circuits, 2012 Edition

A new, 2012 edition data book in electronic format from a known author Eugeniu Turuta presents the standard and modified circuit diagram, short description, electrical characteristics, pinouts and conventional case drawings of the integrated circuits - power audio amplifiers.

This book includes about 6800 most popular integrated circuits - power (final) audio amplifiers and for today is the most complete databook in the world.



Anyone TURUTA ELECTRONICS WORLD visitor can download sample (demo) version of all databook.

Purchase of TURUTA ELECTRONICS WORLD databooks is very simple and can be made directly from web-page trough PayPal payment system. If you don't have access to the PayPal payment system, write to a eturuta@gmail.com.

A new editorial policy of TURUTA ELECTRONICS WORLD allow to propose the special (discount) price for the news databooks and subscription for already existing customers (any Turuta Electronics World old edition databook buyers) and subscribed mebers.

SECTION 1
2-pin case SMD semiconductor components

→ 0

1

2

3

4

5

6

7

8

9

A

B

C

D

E

F

G

H

I

J

K

L

M

N

O

P

Q

R

S

T

U

V


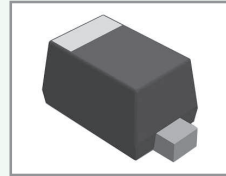

W

X

Y

Z

←



**SMD
code**

A	Type	Function	Short description	Case	Pin	St	Mnf	
_Z	-	MM3Z51VB	Z-diode	49.98..52.02V, Zzt=169Ω, lzt=2mA, 200mW	SOD-323FL	7d	1a	F
+5	-	BZX584B3V9	Z-diode	3.82..3.98V, lzt=5mA, Zzt=90Ω, 200mW	SOD-523FL	7d	1a	Tac
+5	-	MM5Z39VB	Z-diode	3.82..3.98V, lzt=5mA, Zzt=90Ω, 200mW	SOD-523FL	7d	1a	Tac
<5	-	BZX584B75V	Z-diode	73.50..76.50V, lzt=2mA, Zzt=255Ω, 200mW	SOD-523FL	7d	1a	Tac
<5	-	MM5Z75VB	Z-diode	73.50..76.50V, lzt=2mA, Zzt=255Ω, 200mW	SOD-523FL	7d	1a	Tac
<Z	-	BZT52-B75S	Z-diode	73.50..76.50V, lzt=2mA, Zzt=255Ω, 200mW	SOD-323FL	7d	1a	Tsc
<Z	-	MM3Z75VB	Z-diode	73.5..76.50V, Zzt=240Ω, lzt=2mA, 200mW	SOD-323FL	7d	1a	F
<Z	-	MM3Z75VBW	Z-diode	73.50..76.50V, lzt=2mA, Zzt=255Ω, 200mW	SOD-323FL	7d	1a	Tac
<Z	-	TCMM3Z75VB	Z-diode	75V±2%, lzt=5mA, Zzt=240Ω, 200mW	SOD-323FL	7d	1a	Tac
=5	-	BZX584B56V	Z-diode	54.88..57.12V, lzt=2mA, Zzt=200Ω, 200mW	SOD-523FL	7d	1a	Tac
=5	-	MM5Z56VB	Z-diode	54.88..57.12V, lzt=2mA, Zzt=200Ω, 200mW	SOD-523FL	7d	1a	Tac
=Z	-	BZT52-B56S	Z-diode	54.88..57.12V, lzt=2mA, Zzt=200Ω, 200mW	SOD-323FL	7d	1a	Tsc
=Z	-	MM3Z56VB	Z-diode	54.88..57.12V, Zzt=188Ω, lzt=2mA, 200mW	SOD-323FL	7d	1a	F
=Z	-	MM3Z56VBW	Z-diode	54.88..57.12V, lzt=2mA, Zzt=200Ω, 200mW	SOD-323FL	7d	1a	Tac
=Z	-	TCMM3Z56VB	Z-diode	56V±2%, lzt=5mA, Zzt=188Ω, 200mW	SOD-323FL	7d	1a	Tac
>5	-	BZX584B68V	Z-diode	66.64..69.36V, lzt=2mA, Zzt=240Ω, 200mW	SOD-523FL	7d	1a	Tac
>5	-	MM5Z68VB	Z-diode	66.64..69.36V, lzt=2mA, Zzt=240Ω, 200mW	SOD-523FL	7d	1a	Tac
>Z	-	BZT52-B68S	Z-diode	66.64..69.36V, lzt=2mA, Zzt=240Ω, 200mW	SOD-323FL	7d	1a	Tsc
>Z	-	MM3Z68VB	Z-diode	66.64..69.36V, Zzt=226Ω, lzt=2mA, 200mW	SOD-323FL	7d	1a	F
>Z	-	MM3Z68VBW	Z-diode	66.64..69.36V, lzt=2mA, Zzt=240Ω, 200mW	SOD-323FL	7d	1a	Tac
>Z	-	TCMM3Z68VB	Z-diode	68V±2%, lzt=5mA, Zzt=226Ω, 200mW	SOD-323FL	7d	1a	Tac
0 2	-	GDZ2V0B-V	Z-diode	2.02..2.2V, lzt=5mA, Zzt=100Ω, 200mW	SOD-323	5d	1k	Vs
0.	-	HVC300A	C-diode	VHF-Tuning, 32V, 2.6/39.5pF(25V..2V/1MHz)	UFP	6d	1b	Ren
0.	-	HVE300A	C-diode	VHF-Tuning, 39.5/47.4pF(2V)	SOD-123	5d	1a	Ren
0.	-	HVU300A	C-diode	VHF-Tuning, 32V, 2.6/39.5pF(25..2V, 1MHz)	SOD-323	5d	1a	Ren
00	-	MMPZ5221SPT	Z-diode	2.352..2.448V, lzt=5mA, Zzt=100Ω, 225mW	SOD-323	5d	1a	Chm
00	-	FDZ2.4T	Z-diode	2.2..2.6V, lzt=5mA, Zzt=100Ω, 200mW	SOD-323	5d	1a	Fis
00	-	LM3Z2V4T1G	Z-diode	2.2..2.6V, lzt=5mA, 200mW	SOD-323	5d	1u	Lrc
00	-	LM5Z2V4T1G	Z-diode	2.2..2.6V, lzt=5mA, 200mW	SOD-523	6d	1g	Lrc
00	-	MM3Z2V4	Z-diode	2.2..2.6V, lzt=5mA, Zzt=100Ω, 200mW	SOD-323	5d	1a	Sec
00	-	MM5Z2V4	Z-diode	2.4V±5%, lzt=5mA, Zzt=100Ω, 100mW	SOD-523	6d	1u	Wtr
00	-	MMPZ5221BPT	Z-diode	2.280..2.520V, lzt=5mA, Zzt=100Ω, 225mW	SOD-323	5d	1a	Chm
00	-	ZD02V4	Z-diode	2.2..2.6V, 5mA, Zzt=100Ω, 200mW	SOD-323	5d	1a	Cys
01	-	FDZ2.7T	Z-diode	2.5..2.9V, lzt=5mA, Zzt=100Ω, 200mW	SOD-323	5d	1a	Fis
01	-	LM3Z2V7T1G	Z-diode	2.5..2.9V, lzt=5mA, 200mW	SOD-323	5d	1u	Lrc
01	-	LM5Z2V7T1G	Z-diode	2.5..2.9V, lzt=5mA, 200mW	SOD-523	6d	1g	Lrc
01	-	MM3Z2V7	Z-diode	2.5..2.9V, lzt=5mA, Zzt=100Ω, 200mW	SOD-323	5d	1a	Sec
01	-	MM5Z2V7	Z-diode	2.7V±5%, lzt=5mA, Zzt=100Ω, 200mW	SOD-523	6d	1a	Wtr
01	-	MMPZ5223BPT	Z-diode	2.565..2.835V, lzt=5mA, Zzt=100Ω, 225mW	SOD-323	5d	1a	Chm
01	-	ZD02V7	Z-diode	2.5..2.9V, 5mA, Zzt=100Ω, 200mW	SOD-323	5d	1a	Cys
01C100PH	-	BZG01-C100	Z-diode	100V±5%, lzt=2.7mA, 1.5W	DO-214AC	1d	1a	Phi
01C10PH	-	BZG01-C10	Z-diode	10V±5%, lzt=25mA, 1.5W	DO-214AC	1d	1a	Phi
01C110PH	-	BZG01-C110	Z-diode	110V±5%, lzt=2.7mA, 1.5W	DO-214AC	1d	1a	Phi
01C11PH	-	BZG01-C11	Z-diode	11V±5%, lzt=20mA, 1.5W	DO-214AC	1d	1a	Phi
01C120PH	-	BZG01-C120	Z-diode	120V±5%, lzt=2mA, 1.5W	DO-214AC	1d	1a	Phi
01C12PH	-	BZG01-C12	Z-diode	12V±5%, lzt=20mA, 1.5W	DO-214AC	1d	1a	Phi
01C130PH	-	BZG01-C130	Z-diode	130V±5%, lzt=2mA, 1.5W	DO-214AC	1d	1a	Phi
01C13PH	-	BZG01-C13	Z-diode	13V±5%, lzt=20mA, 1.5W	DO-214AC	1d	1a	Phi
01C150PH	-	BZG01-C150	Z-diode	150V±5%, lzt=2mA, 1.5W	DO-214AC	1d	1a	Phi
01C15PH	-	BZG01-C15	Z-diode	15V±5%, lzt=15mA, 1.5W	DO-214AC	1d	1a	Phi
01C160PH	-	BZG01-C160	Z-diode	160V±5%, lzt=1.5mA, 1.5W	DO-214AC	1d	1a	Phi
01C16PH	-	BZG01-C16	Z-diode	16V±5%, lzt=15mA, 1.5W	DO-214AC	1d	1a	Phi
01C180PH	-	BZG01-C180	Z-diode	180V±5%, lzt=1.5mA, 1.5W	DO-214AC	1d	1a	Phi
01C18PH	-	BZG01-C18	Z-diode	18V±5%, lzt=15mA, 1.5W	DO-214AC	1d	1a	Phi
01C200PH	-	BZG01-C200	Z-diode	200V±5%, lzt=1.5mA, 1.5W	DO-214AC	1d	1a	Phi
01C20PH	-	BZG01-C20	Z-diode	20V±5%, lzt=10mA, 1.5W	DO-214AC	1d	1a	Phi
01C220PH	-	BZG01-C220	Z-diode	220V±5%, lzt=1mA, 1.5W	DO-214AC	1d	1a	Phi
01C22PH	-	BZG01-C22	Z-diode	22V±5%, lzt=10mA, 1.5W	DO-214AC	1d	1a	Phi
01C240PH	-	BZG01-C240	Z-diode	270V±5%, lzt=1mA, 1.5W	DO-214AC	1d	1a	Phi
01C24PH	-	BZG01-C24	Z-diode	24V±5%, lzt=10mA, 1.5W	DO-214AC	1d	1a	Phi
01C270PH	-	BZG01-C270	Z-diode	270V±5%, lzt=1mA, 1.5W	DO-214AC	1d	1a	Phi
01C27PH	-	BZG01-C27	Z-diode	27V±5%, lzt=8mA, 1.5W	DO-214AC	1d	1a	Phi
01C30PH	-	BZG01-C30	Z-diode	30V±5%, lzt=8mA, 1.5W	DO-214AC	1d	1a	Phi
01C33PH	-	BZG01-C33	Z-diode	33V±5%, lzt=8mA, 1.5W	DO-214AC	1d	1a	Phi
01C36PH	-	BZG01-C36	Z-diode	36V±5%, lzt=8mA, 1.5W	DO-214AC	1d	1a	Phi
01C39PH	-	BZG01-C39	Z-diode	39V±5%, lzt=6mA, 1.5W	DO-214AC	1d	1a	Phi
01C43PH	-	BZG01-C43	Z-diode	43V±5%, lzt=6mA, 1.5W	DO-214AC	1d	1a	Phi
01C47PH	-	BZG01-C47	Z-diode	47V±5%, lzt=4mA, 1.5W	DO-214AC	1d	1a	Phi
01C51PH	-	BZG01-C51	Z-diode	51V±5%, lzt=4mA, 1.5W	DO-214AC	1d	1a	Phi
01C56PH	-	BZG01-C56	Z-diode	56V±5%, lzt=4mA, 1.5W	DO-214AC	1d	1a	Phi



SECTION 2

SOD-80 (MELF) case SMD semiconductor components



- ➔ 0
- 1
- 2
- 3
- 4
- 5
- 6
- 7
- 8
- 9
- A
- B
- C
- D
- E
- F
- G
- H
- I
- J
- K
- L
- M
- N
- O
- P
- Q
- R
- S
- T
- U
- V
- W
- X
- Y
- Z
- ←

SMD
code

A

Type

Function

Short description

Case

Pinout

St

Mnf

SMD code	A	Type	Function	Short description	Case	Pinout	St	Mnf
10A	-	GLZ10A	Z-diode	9.12..9.59V, Zzt=8Ω, lzt=20mA, 500mW	SOD-80	15d	2c	Pjt
10A	-	TLZ10A	Z-diode	9.12..9.59V, lzt=20mA, Zzt=8Ω, 500mW	SOD-80	15d	2g	Tr
10B	-	GLZ10B	Z-diode	9.41..9.90V, Zzt=8Ω, lzt=20mA, 500mW	SOD-80	15d	2c	Pjt
10B	-	TLZ10B	Z-diode	9.41..9.90V, lzt=20mA, Zzt=8Ω, 500mW	SOD-80	15d	2g	Tr
10B	-	ZMM10B	Z-diode	9.5..10.5V, lzt=5mA, 500mW	LL-34	15d	2c	Lrc
10C	-	GLZ10C	Z-diode	9.70..10.20V, Zzt=8Ω, lzt=20mA, 500mW	SOD-80	15d	2c	Pjt
10C	-	TLZ10C	Z-diode	9.70..10.20V, lzt=20mA, Zzt=8Ω, 500mW	SOD-80	15d	2g	Tr
10C	-	ZMM10C	Z-diode	9.8..10.2V, lzt=5mA, 500mW	LL-34	15d	2c	Lrc
10D	-	GLZ10D	Z-diode	9.94..10.44V, Zzt=8Ω, lzt=20mA, 500mW	SOD-80	15d	2c	Pjt
10D	-	TLZ10D	Z-diode	9.94..10.44V, lzt=20mA, Zzt=8Ω, 500mW	SOD-80	15d	2g	Tr
10D	-	ZMM10D	Z-diode	9.9..10.1V, lzt=5mA, 500mW	LL-34	15d	2c	Lrc
11A	-	GLZ11A	Z-diode	10.18..10.71V, Zzt=10Ω, lzt=10mA, 500mW	SOD-80	15d	2c	Pjt
11A	-	TLZ11A	Z-diode	10.18..10.71V, lzt=10mA, Zzt=10Ω, 500mW	SOD-80	15d	2g	Tr
11B	-	GLZ11B	Z-diode	10.50..11.05V, Zzt=10Ω, lzt=10mA, 500mW	SOD-80	15d	2c	Pjt
11B	-	TLZ11B	Z-diode	10.50..11.05V, lzt=10mA, Zzt=10Ω, 500mW	SOD-80	15d	2g	Tr
11B	-	ZMM11B	Z-diode	10.45..11.55V, lzt=5mA, 500mW	LL-34	15d	2c	Lrc
11C	-	GLZ11C	Z-diode	10.82..11.38V, Zzt=10Ω, lzt=10mA, 500mW	SOD-80	15d	2c	Pjt
11C	-	TLZ11C	Z-diode	10.82..11.38V, lzt=10mA, Zzt=10Ω, 500mW	SOD-80	15d	2g	Tr
11C	-	ZMM11C	Z-diode	10.78..11.22V, lzt=5mA, 500mW	LL-34	15d	2c	Lrc
11D	-	ZMM11D	Z-diode	10.89..11.11V, lzt=5mA, 500mW	LL-34	15d	2c	Lrc
12A	-	GLZ12A	Z-diode	11.13..11.71V, Zzt=12Ω, lzt=10mA, 500mW	SOD-80	15d	2c	Pjt
12A	-	TLZ12A	Z-diode	11.13..11.71V, lzt=10mA, Zzt=12Ω, 500mW	SOD-80	15d	2g	Tr
12B	-	GLZ12B	Z-diode	11.44..12.03V, Zzt=12Ω, lzt=10mA, 500mW	SOD-80	15d	2c	Pjt
12B	-	TLZ12B	Z-diode	11.44..12.03V, lzt=10mA, Zzt=12Ω, 500mW	SOD-80	15d	2g	Tr
12B	-	ZMM12B	Z-diode	11.4..12.6V, lzt=5mA, 500mW	LL-34	15d	2c	Lrc
12C	-	GLZ12C	Z-diode	11.74..12.35V, Zzt=12Ω, lzt=10mA, 500mW	SOD-80	15d	2c	Pjt
12C	-	TLZ12C	Z-diode	11.74..12.35V, lzt=10mA, Zzt=12Ω, 500mW	SOD-80	15d	2g	Tr
12C	-	ZMM12C	Z-diode	11.76..12.24V, lzt=5mA, 500mW	LL-34	15d	2c	Lrc
12D	-	ZMM12D	Z-diode	11.88..12.12V, lzt=5mA, 500mW	LL-34	15d	2c	Lrc
13A	-	GLZ13A	Z-diode	12.11..12.75V, Zzt=14Ω, lzt=10mA, 500mW	SOD-80	15d	2c	Pjt
13A	-	TLZ13A	Z-diode	12.11..12.75V, lzt=10mA, Zzt=14Ω, 500mW	SOD-80	15d	2g	Tr
13B	-	GLZ13B	Z-diode	12.55..13.21V, Zzt=14Ω, lzt=10mA, 500mW	SOD-80	15d	2c	Pjt
13B	-	TLZ13B	Z-diode	12.55..13.21V, lzt=10mA, Zzt=14Ω, 500mW	SOD-80	15d	2g	Tr
13B	-	ZMM13B	Z-diode	12.35..13.65V, lzt=5mA, 500mW	LL-34	15d	2c	Lrc
13C	-	GLZ13C	Z-diode	12.99..13.66V, Zzt=14Ω, lzt=10mA, 500mW	SOD-80	15d	2c	Pjt
13C	-	TLZ13C	Z-diode	12.99..13.66V, lzt=10mA, Zzt=14Ω, 500mW	SOD-80	15d	2g	Tr
13C	-	ZMM13C	Z-diode	12.74..13.26V, lzt=5mA, 500mW	LL-34	15d	2c	Lrc
13D	-	ZMM13D	Z-diode	12.87..13.13V, lzt=5mA, 500mW	LL-34	15d	2c	Lrc
15	be	RKZ15-1KD	Z-diode	14.1..14.7V, lzt=5mA, Zzt=40Ω, 500mW	LLD	15d	2g	Ren
15	bd	RKZ15-2KD	Z-diode	14.5..15.1V, lzt=5mA, Zzt=40Ω, 500mW	LLD	15d	2g	Ren
15	bf	RKZ15-3KD	Z-diode	14.9..15.5V, lzt=5mA, Zzt=40Ω, 500mW	LLD	15d	2g	Ren
15A	-	GLZ15A	Z-diode	13.44..14.13V, Zzt=16Ω, lzt=10mA, 500mW	SOD-80	15d	2c	Pjt
15A	-	TLZ15A	Z-diode	13.44..14.13V, lzt=10mA, Zzt=16Ω, 500mW	SOD-80	15d	2g	Tr
15B	-	GLZ15B	Z-diode	13.89..14.62V, Zzt=16Ω, lzt=10mA, 500mW	SOD-80	15d	2c	Pjt
15B	-	TLZ15B	Z-diode	13.89..14.62V, lzt=10mA, Zzt=16Ω, 500mW	SOD-80	15d	2g	Tr
15B	-	ZMM15B	Z-diode	14.25..15.75V, lzt=5mA, 500mW	LL-34	15d	2c	Lrc
15C	-	GLZ15C	Z-diode	14.35..15.09V, Zzt=16Ω, lzt=10mA, 500mW	SOD-80	15d	2c	Pjt
15C	-	TLZ15C	Z-diode	14.35..15.09V, lzt=10mA, Zzt=16Ω, 500mW	SOD-80	15d	2g	Tr
15C	-	ZMM15C	Z-diode	14.7..15.3 5V, lzt=5mA, 500mW	LL-34	15d	2c	Lrc
15D	-	ZMM15D	Z-diode	14.85..15.15V, lzt=5mA, 500mW	LL-34	15d	2c	Lrc
16	be	RKZ16-1KD	Z-diode	15.3..15.9V, lzt=5mA, Zzt=45Ω, 500mW	LLD	15d	2g	Ren
16	bd	RKZ16-2KD	Z-diode	15.7..16.5V, lzt=5mA, Zzt=45Ω, 500mW	LLD	15d	2g	Ren
16	bf	RKZ16-3KD	Z-diode	16.3..17.1V, lzt=5mA, Zzt=45Ω, 500mW	LLD	15d	2g	Ren
16A	-	GLZ16A	Z-diode	14.80..15.57V, Zzt=18Ω, lzt=10mA, 500mW	SOD-80	15d	2c	Pjt
16A	-	TLZ16A	Z-diode	14.80..15.57V, lzt=10mA, Zzt=18Ω, 500mW	SOD-80	15d	2g	Tr
16B	-	GLZ16B	Z-diode	15.25..16.04V, Zzt=18Ω, lzt=10mA, 500mW	SOD-80	15d	2c	Pjt
16B	-	TLZ16B	Z-diode	15.25..16.04V, lzt=10mA, Zzt=18Ω, 500mW	SOD-80	15d	2g	Tr
16B	-	ZMM16B	Z-diode	15.2..16.8V, lzt=5mA, 500mW	LL-34	15d	2c	Lrc
16C	-	GLZ16C	Z-diode	15.69..16.51V, Zzt=18Ω, lzt=10mA, 500mW	SOD-80	15d	2c	Pjt
16C	-	TLZ16C	Z-diode	15.69..16.51V, lzt=10mA, Zzt=18Ω, 500mW	SOD-80	15d	2g	Tr
16C	-	ZMM16C	Z-diode	15.68..16.32V, lzt=5mA, 500mW	LL-34	15d	2c	Lrc
16D	-	ZMM16D	Z-diode	15.84..16.16V, lzt=5mA, 500mW	LL-34	15d	2c	Lrc
18	be	RKZ18-1KD	Z-diode	16.9..17.7V, lzt=5mA, Zzt=55Ω, 500mW	LLD	15d	2g	Ren
18	bd	RKZ18-2KD	Z-diode	17.5..18.3V, lzt=5mA, Zzt=55Ω, 500mW	LLD	15d	2g	Ren
18	bf	RKZ18-3KD	Z-diode	18.1..19.0V, lzt=5mA, Zzt=55Ω, 500mW	LLD	15d	2g	Ren
18A	-	GLZ18A	Z-diode	16.22..17.06V, Zzt=23Ω, lzt=10mA, 500mW	SOD-80	15d	2c	Pjt
18A	-	TLZ18A	Z-diode	16.22..17.06V, lzt=10mA, Zzt=23Ω, 500mW	SOD-80	15d	2g	Tr
18B	-	GLZ18B	Z-diode	16.82..17.70V, Zzt=23Ω, lzt=10mA, 500mW	SOD-80	15d	2c	Pjt
18B	-	TLZ18B	Z-diode	16.82..17.70V, lzt=10mA, Zzt=23Ω, 500mW	SOD-80	15d	2g	Tr
18B	-	ZMM18B	Z-diode	17.1..18.9V, lzt=5mA, 500mW	LL-34	15d	2c	Lrc



SECTION 3
3-pin case SMD semiconductor components

→ 0

1

2

3

4

5

6

7

8

9

A

B

C

D

E

F

G

H

I

J

K

L

M

N

O

P

Q

R

S

T

U

V



W

X

Y

Z

←




**SMD
code**

A	Type	Function	Short description	Case	Pin	Sch	St	Mnf
-	bv	ELM7548NEB	Vdet-IC	4.8V±2%, +Reset ODO	SC-70	16vdb	VD6	3d Elm
-	bw	ELM7548CEB	Vdet-IC	4.8V±2%, +Reset PPO	SC-70	16vdb	VD7	3d Elm
#	bv	ELM7541NEB	Vdet-IC	4.1V±2%, +Reset ODO	SC-70	16vdb	VD6	3d Elm
#	bw	ELM7541CEB	Vdet-IC	4.1V±2%, +Reset PPO	SC-70	16vdb	VD7	3d Elm
*	bv	ELM7546NEB	Vdet-IC	4.6V±2%, +Reset ODO	SC-70	16vdb	VD6	3d Elm
*	bw	ELM7546CEB	Vdet-IC	4.6V±2%, +Reset PPO	SC-70	16vdb	VD7	3d Elm
/	bv	ELM7554NEB	Vdet-IC	5.4V±2%, +Reset ODO	SC-70	16vdb	VD6	3d Elm
/	bw	ELM7554CEB	Vdet-IC	5.4V±2%, +Reset PPO	SC-70	16vdb	VD7	3d Elm
+	bv	ELM7547NEB	Vdet-IC	4.7V±2%, +Reset ODO	SC-70	16vdb	VD6	3d Elm
+	bw	ELM7547CEB	Vdet-IC	4.7V±2%, +Reset PPO	SC-70	16vdb	VD7	3d Elm
+FZWC	-	LM4040CEM3-5.0V+T	Vref-IC	µPower, Precision, Shunt, 5.00V±0.5%	SOT-23	16dk	RF1	3a Max
+P2	-	BFR92A	Si-npn	UHF-A-Band, 20V, 25mA, 300mW, B>40, >5GHz	SOT-23	16ta	-	3a Sil
+P5	-	BFR92AR	Si-npn	UHF-A-Band, 20V, 25mA, 300mW, B>40, >5GHz	SOT-23	16te	-	3a Sil
+R2	-	BFR93A	Si-npn	UHF-A-Band, 15V, 30mA, 300mW, B>40, >5GHz	SOT-23	16ta	-	3a Sil
+R5	-	BFR93AR	Si-npn	UHF-A-Band, 15V, 30mA, 300mW, B>40, >5GHz	SOT-23	16te	-	3a Sil
<	bv	ELM7553NEB	Vdet-IC	5.3V±2%, +Reset ODO	SC-70	16vdb	VD6	3d Elm
<	bw	ELM7553CEB	Vdet-IC	5.3V±2%, +Reset PPO	SC-70	16vdb	VD7	3d Elm
=	bv	ELM7544NEB	Vdet-IC	4.4V±2%, +Reset ODO	SC-70	16vdb	VD6	3d Elm
=	bw	ELM7544CEB	Vdet-IC	4.4V±2%, +Reset PPO	SC-70	16vdb	VD7	3d Elm
>	bv	ELM7549NEB	Vdet-IC	4.9V±2%, +Reset ODO	SC-70	16vdb	VD6	3d Elm
>	bw	ELM7549CEB	Vdet-IC	4.9V±2%, +Reset PPO	SC-70	16vdb	VD7	3d Elm
0.	bv	ELM7552NEB	Vdet-IC	5.2V±2%, +Reset ODO	SC-70	16vdb	VD6	3d Elm
0.	bw	ELM7552CEB	Vdet-IC	5.2V±2%, +Reset PPO	SC-70	16vdb	VD7	3d Elm
00	-	AP8822C-40PA	Vdet-IC	4.0V±2%, -Reset PPO, 200ms, Halogen-fre	SOT-23	16vdc	VD7	3bb Anw
00	-	AP8822C-40PA	Vdet-IC	4.0V±2%, -Reset PPO, 200ms	SOT-23	16vdc	VD7	3b Anw
00	-	AP8822C-40PT	Vdet-IC	4.0V±2%, -Reset PPO, 200ms	SC-70	16vdc	VD7	3b Anw
00	-	AP8822C-40PT	Vdet-IC	4.0V±2%, -Reset PPO, 200ms, Halogen-fre	SC-70	16vdc	VD7	3bb Anw
005	-	SO2484R	Si-npn	AF, LN, 60V, 50mA, 360mW, 100MHz, B>100	SOT-23	16te	-	3a Ste
01	-	AP8822C-41PA	Vdet-IC	4.1V±2%, -Reset PPO, 200ms, Halogen-fre	SOT-23	16vdc	VD7	3bb Anw
01	-	AP8822C-41PA	Vdet-IC	4.1V±2%, -Reset PPO, 200ms	SOT-23	16vdc	VD7	3b Anw
01	-	AP8822C-41PT	Vdet-IC	4.1V±2%, -Reset PPO, 200ms	SC-70	16vdc	VD7	3b Anw
01	-	AP8822C-41PT	Vdet-IC	4.1V±2%, -Reset PPO, 200ms, Halogen-fre	SC-70	16vdc	VD7	3bb Anw
01	-	PDTA143EE	Si-npn-Digi	Sw, 50V, 100mA, 150mW, R1/R2=4.7k/4.7k	SOT-416	16ta	-	3a Nxp
01	-	PDTA143EK	Si-npn-Digi	Sw, 50V, 100mA, 250mW, R1/R2=4.7k/4.7k	SC-59	16ta	-	3a Nxp
011	-	SO2369R	Si-npn	Sw, 40V, 200mA, 330mW, B=40..120, 400MHz	SOT-23	16te	-	3a Zx
012	-	SO2221R	Si-npn	GP, 60V, 800mA, 500mW, >250MHz, B>20	SOT-23	16te	-	3a Ste
013	-	SO2222R	Si-npn	GP, 60V, 800mA, 350mW, B=100..300, >300MHz	SOT-23	16te	-	3a Ste
018	-	SO1711R	Si-npn	GP, 75V, 1A, 1W, >70MHz	SOT-23	16te	-	3a Zx
01A	-	APR3001-15A	Vdet-IC	1.5V±1.5%, -Reset PPO	SOT-23	16vdb	VD7	3b Anp
01A	-	RA101C	Si-npn-Digi	Sw, 50V, 100mA, 200mW, 250MHz, R1/R2=47k/47k	SOT-23	16ta	-	3a San
01B	-	APR3001-17A	Vdet-IC	1.75V±1.5%, -Reset PPO	SOT-23	16vdb	VD7	3b Anp
01C	-	APR3001-23A	Vdet-IC	2.32V±1.5%, -Reset PPO	SOT-23	16vdb	VD7	3b Anp
01C	-	RC101C	Si-npn-Digi	Sw, 50V, 100mA, 200mW, 250MHz, R1/R2=47k/47k	SOT-23	16ta	-	3a San
01D	-	APR3001-26A	Vdet-IC	2.63V±1.5%, -Reset PPO	SOT-23	16vdb	VD7	3b Anp
01E	-	APR3001-29A	Vdet-IC	2.93V±1.5%, -Reset PPO	SOT-23	16vdb	VD7	3b Anp
01F	-	APR3001-30A	Vdet-IC	3.08V±1.5%, -Reset PPO	SOT-23	16vdb	VD7	3b Anp
01G	-	APR3001-39A	Vdet-IC	3.9V±1.5%, -Reset PPO	SOT-23	16vdb	VD7	3b Anp
01H	-	APR3001-43A	Vdet-IC	4.38V±1.5%, -Reset PPO	SOT-23	16vdb	VD7	3b Anp
01J	-	APR3001-46A	Vdet-IC	4.63V±1.5%, -Reset PPO	SOT-23	16vdb	VD7	3b Anp
02	-	AP8822C-42PA	Vdet-IC	4.2V±2%, -Reset PPO, 200ms, Halogen-fre	SOT-23	16vdc	VD7	3bb Anw
02	-	AP8822C-42PA	Vdet-IC	4.2V±2%, -Reset PPO, 200ms	SOT-23	16vdc	VD7	3b Anw
02	-	AP8822C-42PT	Vdet-IC	4.2V±2%, -Reset PPO, 200ms	SC-70	16vdc	VD7	3b Anw
02	-	AP8822C-42PT	Vdet-IC	4.2V±2%, -Reset PPO, 200ms, Halogen-fre	SC-70	16vdc	VD7	3bb Anw
02	-	BSX39	Si-npn	Sw, Driver, 45V, 0.2A, <12/18ns	SOT-23	16te	-	3a Mot
02	-	PDTC143EE	Si-npn-Digi	Sw, 50V, 100mA, 150mW, R1/R2=4.7k/4.7k	SOT-416	16ta	-	3a Nxp
02	-	PDTC143EK	Si-npn-Digi	Sw, 50V, 100mA, 250mW, R1/R2=4.7k/4.7k	SC-59	16ta	-	3a Nxp
02	ch	2N7002	n-MOSFETe	TMOS, 60V, 115mA, 225mW, <7.5Q(500mA), 20/40ns	SOT-23	16fh	-	3b Sec
02	-	2N7002	n-MOSFETe	TMOS, 60V, 115mA, 225mW, <7.5Q(500mA), 20/40ns	SOT-23	16fh	-	3b Frm
020	-	SO1711AR	Si-npn	GP, 75V, 1A, 1W, >70MHz	SOT-23	16te	-	3a Zx
020	-	SO2222AR	Si-npn	GP, 75V, 600mA, 330mW, B=120..360, >300MHz	SOT-23	16te	-	3a Ste
026	-	ZXTP25140BFH	Si-npn	Sw, HV, Drv, 180V, 1A, 730mW, B=100..300, 75MHz	SOT-23	16ta	-	3a Zx
027	-	SO1893R	Si-npn	AF, Sw, 120V, 500mA, 800mW, 70MHz	SOT-23	16te	-	3a Ste
02A	-	APR3002-15A	Vdet-IC	1.5V±1.5%, +Reset PPO	SOT-23	16vdb	VD7	3b Anp
02C	-	APR3002-23A	Vdet-IC	2.32V±1.5%, +Reset PPO	SOT-23	16vdb	VD7	3b Anp
02D	-	APR3002-26A	Vdet-IC	2.63V±1.5%, +Reset PPO	SOT-23	16vdb	VD7	3b Anp
02E	-	APR3002-29A	Vdet-IC	2.93V±1.5%, +Reset PPO	SOT-23	16vdb	VD7	3b Anp
02F	-	APR3002-30A	Vdet-IC	3.08V±1.5%, +Reset PPO	SOT-23	16vdb	VD7	3b Anp
02F	-	CH493DPT	Si-diode	Dual, SBD, 40V, 400mA, Vf<0.5V(200mA)	SOT-23	16dg	-	3a Chm
02G	-	APR3002-39A	Vdet-IC	3.9V±1.5%, +Reset PPO	SOT-23	16vdb	VD7	3b Anp
02H	-	APR3002-43A	Vdet-IC	4.38V±1.5%, +Reset PPO	SOT-23	16vdb	VD7	3b Anp



SECTION 4
SOT-223 case SMD semiconductor components



- 0
1
2
3
4
5
6
7
8
9
A
B
C
D
E
F
G
H
I
J
K
L
M
N
O
P
Q
R
S
T
U
V
W
X
Y
Z
←

SMD code

A Type

Function

Short description

Case

Pin

Sch

St

Mnf



01N60C3	-	SPN01N60C3	n-MOSFET	HV, LogL, 650V, 300mA, 1.8W, 5.5Q(500mA), 45/60ns	SOT-223	21f2	-	4k	Inf
02N60C3	-	SPN02N60C3	n-MOSFET	HV, LogL, 600V, 400mA, 1.8W, 2.0Q(1.1A), 6/68ns	SOT-223	21f2	-	4k	Inf
02N60S5	-	SPN02N60S5	n-MOSFET	HV, LogL, 600V, 400mA, 1.8W, 2.5Q(1.1A), 30/110ns	SOT-223	21f2	-	4k	Inf
03N60C3	-	SPN03N60C3	n-MOSFET	HV, LogL, 650V, 700mA, 1.8W, 1.2Q(2A), 7/64ns	SOT-223	21f2	-	4k	Inf
03N60S5	-	SPN03N60S5	n-MOSFET	HV, LogL, 600V, 700mA, 1.8W, 1.2Q(2A), 35/120ns	SOT-223	21f2	-	4k	Inf
0410	-	SSM0410	n-MOSFETe	Sw, 100V, 3.5A, 2.7W, Rds=220mQ(2.6A), 9/26.8ns	SOT-223	21f1	-	4q	Sec
04N60S5	-	SPN04N60S5	n-MOSFET	HV, LogL, 600V, 800mA, 1.8W, 0.8Q(2.8A), 40/130ns	SOT-223	21f2	-	4k	Inf
103MN	-	Z0103MN	Triac	600V, 1A, 1W, Vtm<1.56V, <Igt>3mA	SOT-223	21hz	-	4s	Ons
107MN	-	Z0107MN	Triac	600V, 1A, 1W, Vtm<1.56V, Igt>5mA	SOT-223	21hz	-	4s	Ons
109MN	-	Z0109MN	Triac	600V, 1A, 1W, Vtm<1.56V, Igt>10mA	SOT-223	21hz	-	4s	Ons
1117	-	LT1117CST	LVR-IC	LDO, Adjustable 1.5..15V, 800mA	SOT-223	21wc	VR20	4r	Ltc
11172	-	LT1117CST-2.85	LVR-IC	LDO, 2.85V±1%V, 800mA	SOT-223	21wb	VR1	4r	Ltc
11173	-	LT1117CST-3.3	LVR-IC	LDO, 3.3V±1%, 800mA	SOT-223	21wb	VR1	4r	Ltc
11175	-	LT1117CST-5	LVR-IC	LDO, 5.0V±1%, 800mA	SOT-223	21wb	VR1	4r	Ltc
1118	-	SL1118ADJ	LVR-IC	LDO, Adjustable 0.8..5.0V±2%, 800mA	SOT-223	21cn	VR20	4q	Sec
111815	-	SL1118-1.5	LVR-IC	LDO, 1.5V±2%, 800mA	SOT-223	21cg	VR1	4q	Sec
111818	-	SL1118-1.8	LVR-IC	LDO, 1.8V±2%, 800mA	SOT-223	21cg	VR1	4q	Sec
111825	-	SL1118-2.5	LVR-IC	LDO, 2.5V±2%, 800mA	SOT-223	21cg	VR1	4q	Sec
111833	-	SL1118-3.3	LVR-IC	LDO, 3.3V±2%, 800mA	SOT-223	21cg	VR1	4q	Sec
111850	-	SL1118-5.0	LVR-IC	LDO, 5.0V±2%, 800mA	SOT-223	21cg	VR1	4q	Sec
117-2	-	NCP1117ST20T3	LVR-IC	LDO, 2.0V±1%, 800mA	SOT-223	21wb	VR1	4s	Ons
117-2V	-	NCV1117ST20T3	LVR-IC	LDO, 2.0V±1%, 800mA	SOT-223	21wb	VR1	4s	Ons
117-5	-	NCP1117ST50T3	LVR-IC	LDO, 5.0V±1%, 800mA	SOT-223	21wb	VR1	4s	Ons
117-5V	-	NCV1117ST50T3	LVR-IC	LDO, 5.0V±1%, 800mA	SOT-223	21wb	VR1	4s	Ons
117-A	-	NCP1117STAT3	LVR-IC	LDO, Adjustable 2..12V, 800mA	SOT-223	21wc	VR20	4s	Ons
117-AV	-	NCV1117STAT3	LVR-IC	LDO, Adjustable 2..12V, 800mA	SOT-223	21wc	VR20	4s	Ons
157	-	PZT157	Si-pnp	AF, Sw, 80V, 3A, 2W, B=100..300, 140MHz	SOT-223	21tm	-	4q	Sec
158	-	PZT158	Si-npn	AF, Sw, 150V, 3A, 3W, B=100..300, 130MHz	SOT-223	21tm	-	4q	Sec
159	-	PZT159	Si-pnp	AF, Sw, 100V, 5A, 3W, B=100..300, 120MHz	SOT-223	21tm	-	4q	Sec
17-12	-	NCP1117ST12T3	LVR-IC	LDO, 12V±1%, 800mA	SOT-223	21wb	VR1	4s	Ons
17-12V	-	NCV1117ST12T3	LVR-IC	LDO, 12V±1%, 800mA	SOT-223	21wb	VR1	4s	Ons
17-15	-	NCP1117ST15T3	LVR-IC	LDO, 1.5V±1%, 800mA	SOT-223	21wb	VR1	4s	Ons
17-15V	-	NCV1117ST15T3	LVR-IC	LDO, 1.5V±1%, 800mA	SOT-223	21wb	VR1	4s	Ons
17-18	-	NCP1117ST18T3	LVR-IC	LDO, 1.8V±1%, 800mA	SOT-223	21wb	VR1	4s	Ons
17-18V	-	NCV1117ST18T3	LVR-IC	LDO, 1.8V±1%, 800mA	SOT-223	21wb	VR1	4s	Ons
17-25	-	NCP1117ST25T3	LVR-IC	LDO, 2.5V±1%, 800mA	SOT-223	21wb	VR1	4s	Ons
17-25V	-	NCV1117ST25T3	LVR-IC	LDO, 2.5V±1%, 800mA	SOT-223	21wb	VR1	4s	Ons
17-33	-	NCP1117ST33T3	LVR-IC	LDO, 3.3V±1%, 800mA	SOT-223	21wb	VR1	4s	Ons
17-33V	-	NCV1117ST33T3	LVR-IC	LDO, 3.3V±1%, 800mA	SOT-223	21wb	VR1	4s	Ons
1824S08	-	MCP1824ST-0802E/DB	LVR-IC	LDO, 0.8V±2%, 300mA	SOT-223	21eu	VR1	4wa	Mcc
1824S12	-	MCP1824ST-1202E/DB	LVR-IC	LDO, 1.2V±2%, 300mA	SOT-223	21eu	VR1	4wa	Mcc
1824S18	-	MCP1824ST-1802E/DB	LVR-IC	LDO, 1.8V±2%, 300mA	SOT-223	21eu	VR1	4wa	Mcc
1824S25	-	MCP1824ST-2502E/DB	LVR-IC	LDO, 2.5V±2%, 300mA	SOT-223	21eu	VR1	4wa	Mcc
1824S30	-	MCP1824ST-3002E/DB	LVR-IC	LDO, 3.0V±2%, 300mA	SOT-223	21eu	VR1	4wa	Mcc
1824S33	-	MCP1824ST-3302E/DB	LVR-IC	LDO, 3.3V±2%, 300mA	SOT-223	21eu	VR1	4wa	Mcc
1824S50	-	MCP1824ST-5002E/DB	LVR-IC	LDO, 5.0V±2%, 300mA	SOT-223	21eu	VR1	4wa	Mcc
1826S08	-	MCP1826ST-0802E/DB	LVR-IC	LDO, 0.8V±2%, 1A	SOT-223	21eu	VR1	4wa	Mcc
1826S12	-	MCP1826ST-1202E/DB	LVR-IC	LDO, 1.2V±2%, 1A	SOT-223	21eu	VR1	4wa	Mcc
1826S18	-	MCP1826ST-1802E/DB	LVR-IC	LDO, 1.8V±2%, 1A	SOT-223	21eu	VR1	4wa	Mcc
1826S25	-	MCP1826ST-2502E/DB	LVR-IC	LDO, 2.5V±2%, 1A	SOT-223	21eu	VR1	4wa	Mcc
1826S30	-	MCP1826ST-3002E/DB	LVR-IC	LDO, 3.0V±2%, 1A	SOT-223	21eu	VR1	4wa	Mcc
1826S33	-	MCP1826ST-3302E/DB	LVR-IC	LDO, 3.3V±2%, 1A	SOT-223	21eu	VR1	4wa	Mcc
1826S50	-	MCP1826ST-5002E/DB	LVR-IC	LDO, 5.0V±2%, 1A	SOT-223	21eu	VR1	4wa	Mcc
194	-	PZT194	Si-npn	AF, 80V, 1A, 2W, B=100..300, 150MHz	SOT-223	21tm	-	4q	Sec
195	-	PZT195	Si-pnp	AF, Sw, 80V, 1A, 2W, B=100..300, 150MHz	SOT-223	21tm	-	4q	Sec
1AM	-	PZT3904	Si-npn	Sw, 60V, 100mA, 1.2W, B=100..300, >300MHz	SOT-223	21tm	-	4s	Ons
1C200	-	NSS1C200MZ4	Si-npn	GP, 100V, 2A, 2W, B=150..360, 120MHz	SOT-223	21tm	-	4s	Ons
1N10	-	MMFT1N10E	n-MOSFETe	V-MOS, 100V, 1A, <0.25Q(500mA)	SOT-223	21f2	-	4s	Mot
24K	-	XC6202P182FR	LVR-IC	LDO, 1.8V±2%, 150mA	SOT-223	21ch	VR1	4w	Tor
24L	-	XC6202P192FR	LVR-IC	LDO, 1.9V±2%, 150mA	SOT-223	21ch	VR1	4w	Tor
24M	-	XC6202P202FR	LVR-IC	LDO, 2.0V±2%, 150mA	SOT-223	21ch	VR1	4w	Tor
24N	-	XC6216D202FR	LVR-IC	LDO, 2.0V±2%, 150mA	SOT-223	21ch	VR1	4k	Tor
24N	-	XC6202P212FR	LVR-IC	LDO, 2.1V±2%, 150mA	SOT-223	21ch	VR1	4w	Tor
24N	-	XC6216D212FR	LVR-IC	LDO, 2.1V±2%, 150mA	SOT-223	21ch	VR1	4k	Tor
24P	-	XC6202P222FR	LVR-IC	LDO, 2.2V±2%, 150mA	SOT-223	21ch	VR1	4w	Tor
24P	-	XC6216D222FR	LVR-IC	LDO, 2.2V±2%, 150mA	SOT-223	21ch	VR1	4k	Tor
24R	-	XC6202P232FR	LVR-IC	LDO, 2.3V±2%, 150mA	SOT-223	21ch	VR1	4w	Tor
24R	-	XC6216D232FR	LVR-IC	LDO, 2.3V±2%, 150mA	SOT-223	21ch	VR1	4k	Tor
24S	-	XC6202P242FR	LVR-IC	LDO, 2.4V±2%, 150mA	SOT-223	21ch	VR1	4w	Tor
24S	-	XC6216D242FR	LVR-IC	LDO, 2.4V±2%, 150mA	SOT-223	21ch	VR1	4k	Tor



SECTION 5
SOT-89 case SMD semiconductor components



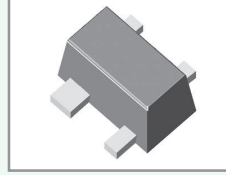
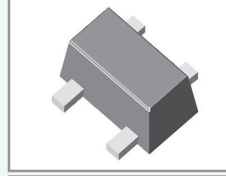



- 0
1
2
3
4
5
6
7
8
9
A
B
C
D
E
F
G
H
I
J
K
L
M
N
O
P
Q
R
S
T
U
V
W
X
Y
Z
←

SMD code	A	Type	Function	Short description	Case	Pin	Sch	St	Mnf
000	-	ELM85101A	LVR-IC	LDO, 1.0V±2%, 800mA	SOT-89	20vl	VR1	4c	Elm
008	-	ELM85081A	LVR-IC	LDO, 0.8V±2%, 800mA	SOT-89	20vl	VR1	4c	Elm
009	-	ELM85091A	LVR-IC	LDO, 0.9±2%, 800mA	SOT-89	20vl	VR1	4c	Elm
00A	-	ELM85111A	LVR-IC	LDO, 1.1V±2%, 800mA	SOT-89	20vl	VR1	4c	Elm
00B	-	ELM85121A	LVR-IC	LDO, 1.2V±2%, 800mA	SOT-89	20vl	VR1	4c	Elm
00C	-	ELM85131A	LVR-IC	LDO, 1.3V±2%, 800mA	SOT-89	20vl	VR1	4c	Elm
00D	-	ELM85141A	LVR-IC	LDO, 1.4V±2%, 800mA	SOT-89	20vl	VR1	4c	Elm
00E	-	ELM85151A	LVR-IC	LDO, 1.5V±2%, 800mA	SOT-89	20vl	VR1	4c	Elm
00F	-	ELM85161A	LVR-IC	LDO, 1.6V±2%, 800mA	SOT-89	20vl	VR1	4c	Elm
00G	-	ELM85171A	LVR-IC	LDO, 1.7V±2%, 800mA	SOT-89	20vl	VR1	4c	Elm
00H	-	ELM85181A	LVR-IC	LDO, 1.8V±2%, 800mA	SOT-89	20vl	VR1	4c	Elm
00J	-	ELM85191A	LVR-IC	LDO, 1.9V±2%, 800mA	SOT-89	20vl	VR1	4c	Elm
00K	-	ELM85201A	LVR-IC	LDO, 2.0V±2%, 800mA	SOT-89	20vl	VR1	4c	Elm
00L	-	ELM85211A	LVR-IC	LDO, 2.1V±2%, 800mA	SOT-89	20vl	VR1	4c	Elm
00M	-	ELM85221A	LVR-IC	LDO, 2.2V±2%, 800mA	SOT-89	20vl	VR1	4c	Elm
00N	-	ELM85231A	LVR-IC	LDO, 2.3V±2%, 800mA	SOT-89	20vl	VR1	4c	Elm
00P	-	ELM85241A	LVR-IC	LDO, 2.4V±2%, 800mA	SOT-89	20vl	VR1	4c	Elm
00Q	-	ELM85251A	LVR-IC	LDO, 2.5V±2%, 800mA	SOT-89	20vl	VR1	4c	Elm
00R	-	ELM85261A	LVR-IC	LDO, 2.6V±2%, 800mA	SOT-89	20vl	VR1	4c	Elm
00S	-	ELM85271A	LVR-IC	LDO, 2.7V±2%, 800mA	SOT-89	20vl	VR1	4c	Elm
00T	-	ELM85281A	LVR-IC	LDO, 2.8V±2%, 800mA	SOT-89	20vl	VR1	4c	Elm
00U	-	ELM85291A	LVR-IC	LDO, 2.9V±2%, 800mA	SOT-89	20vl	VR1	4c	Elm
00V	-	ELM85301A	LVR-IC	LDO, 3.0V±2%, 800mA	SOT-89	20vl	VR1	4c	Elm
01	-	Gali-1	MMIC	RF amplifier, DC..8GHz, 11dB (50Ω)	SOT-89	20aa	A1	4b	Mc
010	-	ELM85401A	LVR-IC	LDO, 4.0V±2%, 800mA	SOT-89	20vl	VR1	4c	Elm
011	-	ELM85311A	LVR-IC	LDO, 3.1V±2%, 800mA	SOT-89	20vl	VR1	4c	Elm
012	-	ELM85321A	LVR-IC	LDO, 3.2V±2%, 800mA	SOT-89	20vl	VR1	4c	Elm
013	-	ELM85331A	LVR-IC	LDO, 3.3V±2%, 800mA	SOT-89	20vl	VR1	4c	Elm
014	-	ELM85341A	LVR-IC	LDO, 3.4V±2%, 800mA	SOT-89	20vl	VR1	4c	Elm
015	-	ELM85351A	LVR-IC	LDO, 3.5V±2%, 800mA	SOT-89	20vl	VR1	4c	Elm
016	-	ELM85361A	LVR-IC	LDO, 3.6V±2%, 800mA	SOT-89	20vl	VR1	4c	Elm
017	-	ELM85371A	LVR-IC	LDO, 3.7V±2%, 800mA	SOT-89	20vl	VR1	4c	Elm
018	-	ELM85381A	LVR-IC	LDO, 3.8V±2%, 800mA	SOT-89	20vl	VR1	4c	Elm
019	-	ELM85391A	LVR-IC	LDO, 3.9V±2%, 800mA	SOT-89	20vl	VR1	4c	Elm
01A	-	APR3001-15D	Vdet-IC	1.5V±1.5%, -Reset PPO	SOT-89	20vda	VD7	4b	Anp
01A	-	ELM85411A	LVR-IC	LDO, 4.1V±2%, 800mA	SOT-89	20vl	VR1	4c	Elm
01B	-	APR3001-17D	Vdet-IC	1.75V±1.5%, -Reset PPO	SOT-89	20vda	VD7	4b	Anp
01B	-	ELM85421A	LVR-IC	LDO, 4.2V±2%, 800mA	SOT-89	20vl	VR1	4c	Elm
01C	-	APR3001-23D	Vdet-IC	2.32V±1.5%, -Reset PPO	SOT-89	20vda	VD7	4b	Anp
01C	-	ELM85431A	LVR-IC	LDO, 4.3V±2%, 800mA	SOT-89	20vl	VR1	4c	Elm
01D	-	APR3001-26D	Vdet-IC	2.63V±1.5%, -Reset PPO	SOT-89	20vda	VD7	4b	Anp
01D	-	ELM85441A	LVR-IC	LDO, 4.4V±2%, 800mA	SOT-89	20vl	VR1	4c	Elm
01E	-	APR3001-29D	Vdet-IC	2.93V±1.5%, -Reset PPO	SOT-89	20vda	VD7	4b	Anp
01E	-	ELM85451A	LVR-IC	LDO, 4.5V±2%, 800mA	SOT-89	20vl	VR1	4c	Elm
01F	-	APR3001-30D	Vdet-IC	3.08V±1.5%, -Reset PPO	SOT-89	20vda	VD7	4b	Anp
01F	-	ELM85461A	LVR-IC	LDO, 4.6V±2%, 800mA	SOT-89	20vl	VR1	4c	Elm
01G	-	APR3001-39D	Vdet-IC	3.9V±1.5%, -Reset PPO	SOT-89	20vda	VD7	4b	Anp
01G	-	ELM85471A	LVR-IC	LDO, 4.7V±2%, 800mA	SOT-89	20vl	VR1	4c	Elm
01H	-	APR3001-43D	Vdet-IC	4.38V±1.5%, -Reset PPO	SOT-89	20vda	VD7	4b	Anp
01H	-	ELM85481A	LVR-IC	LDO, 4.8V±2%, 800mA	SOT-89	20vl	VR1	4c	Elm
01J	-	APR3001-46D	Vdet-IC	4.63V±1.5%, -Reset PPO	SOT-89	20vda	VD7	4b	Anp
01J	-	ELM85491A	LVR-IC	LDO, 4.9V±2%, 800mA	SOT-89	20vl	VR1	4c	Elm
01K	-	ELM85501A	LVR-IC	LDO, 5.0V±2%, 800mA	SOT-89	20vl	VR1	4c	Elm
02	-	Gali-2	MMIC	RF amplifier, DC..8GHz, 15.1dB (50Ω)	SOT-89	20aa	A1	4b	Mc
02A	-	APR3002-15D	Vdet-IC	1.5V±1.5%, +Reset PPO	SOT-89	20vda	VD7	4b	Anp
02B	-	APR3002-17D	Vdet-IC	1.75V±1.5%, +Reset PPO	SOT-89	20vda	VD7	4b	Anp
02C	-	APR3002-23D	Vdet-IC	2.32V±1.5%, +Reset PPO	SOT-89	20vda	VD7	4b	Anp
02D	-	APR3002-26D	Vdet-IC	2.63V±1.5%, +Reset PPO	SOT-89	20vda	VD7	4b	Anp
02E	-	APR3002-29D	Vdet-IC	2.93V±1.5%, +Reset PPO	SOT-89	20vda	VD7	4b	Anp
02F	-	APR3002-30D	Vdet-IC	3.08V±1.5%, +Reset PPO	SOT-89	20vda	VD7	4b	Anp
02G	-	APR3002-39D	Vdet-IC	3.9V±1.5%, +Reset PPO	SOT-89	20vda	VD7	4b	Anp
02H	-	APR3002-43D	Vdet-IC	4.38V±1.5%, +Reset PPO	SOT-89	20vda	VD7	4b	Anp
02J	-	APR3002-46D	Vdet-IC	4.63V±1.5%, +Reset PPO	SOT-89	20vda	VD7	4b	Anp
03	-	Gali-3	MMIC	RF amplifier, DC..3GHz, 15.8dB (50Ω)	SOT-89	20aa	A1	4b	Mc
03A	-	APR3003-15D	Vdet-IC	1.5V±1.5%, -Reset ODO	SOT-89	20vda	VD6	4b	Anp
03B	-	APR3003-17D	Vdet-IC	1.75V±1.5%, -Reset ODO	SOT-89	20vda	VD6	4b	Anp
03C	-	APR3003-23D	Vdet-IC	2.32V±1.5%, -Reset ODO	SOT-89	20vda	VD6	4b	Anp
03D	-	APR3003-26D	Vdet-IC	2.63V±1.5%, -Reset ODO	SOT-89	20vda	VD6	4b	Anp
03E	-	APR3003-29D	Vdet-IC	2.93V±1.5%, -Reset ODO	SOT-89	20vda	VD6	4b	Anp
03F	-	APR3003-30D	Vdet-IC	3.08V±1.5%, -Reset ODO	SOT-89	20vda	VD6	4b	Anp



SECTION 6
4-pin case SMD semiconductor components

→ 0
1
2
3
4
5
6
7
8
9
A
B
C
D
E
F
G
H
I
J
K
L
M
N
O
P
Q
R
S
T
U
V
W
X
Y
Z





SMD
code A

SMD code	A	Type	Function	Short description	Case	Pin	Sch	St	Mnf
-	da	ELM7548NCB	Vdet-IC	4.8V±2%, +Reset ODO	SC-82AB	26vdl	VD6	5c	Elm
-	db	ELM7548CCB	Vdet-IC	4.8V±2%, +Reset PPO	SC-82AB	26vdl	VD7	5c	Elm
#	da	ELM7541NCB	Vdet-IC	4.1V±2%, +Reset ODO	SC-82AB	26vdl	VD6	5c	Elm
#	db	ELM7541CCB	Vdet-IC	4.1V±2%, +Reset PPO	SC-82AB	26vdl	VD7	5c	Elm
*	da	ELM7546NCB	Vdet-IC	4.6V±2%, +Reset ODO	SC-82AB	26vdl	VD6	5c	Elm
*	db	ELM7546CCB	Vdet-IC	4.6V±2%, +Reset PPO	SC-82AB	26vdl	VD7	5c	Elm
/	da	ELM7554NCB	Vdet-IC	5.4V±2%, +Reset ODO	SC-82AB	26vdl	VD6	5c	Elm
/	db	ELM7554CCB	Vdet-IC	5.4V±2%, +Reset PPO	SC-82AB	26vdl	VD7	5c	Elm
+	da	ELM7547NCB	Vdet-IC	4.7V±2%, +Reset ODO	SC-82AB	26vdl	VD6	5c	Elm
+	db	ELM7547CCB	Vdet-IC	4.7V±2%, +Reset PPO	SC-82AB	26vdl	VD7	5c	Elm
<	da	ELM7553NCB	Vdet-IC	5.3V±2%, +Reset ODO	SC-82AB	26vdl	VD6	5c	Elm
<	db	ELM7553CCB	Vdet-IC	5.3V±2%, +Reset PPO	SC-82AB	26vdl	VD7	5c	Elm
=	da	ELM7544NCB	Vdet-IC	4.4V±2%, +Reset ODO	SC-82AB	26vdl	VD6	5c	Elm
=	db	ELM7544CCB	Vdet-IC	4.4V±2%, +Reset PPO	SC-82AB	26vdl	VD7	5c	Elm
>	da	ELM7549NCB	Vdet-IC	4.9V±2%, +Reset ODO	SC-82AB	26vdl	VD6	5c	Elm
>	db	ELM7549CCB	Vdet-IC	4.9V±2%, +Reset PPO	SC-82AB	26vdl	VD7	5c	Elm
0.	da	ELM7552NCB	Vdet-IC	5.2V±2%, +Reset ODO	SC-82AB	26vdl	VD6	5c	Elm
0.	db	ELM7552CCB	Vdet-IC	5.2V±2%, +Reset PPO	SC-82AB	26vdl	VD7	5c	Elm
00	-	AP8822C-40PI	Vdet-IC	4.0V±2%, -Reset PPO, 200ms	SC-82	26vdl	VD7	5g	Anw
00	-	AP8822C-40PI	Vdet-IC	4.0V±2%, -Reset PPO, 200ms, Halogen-free	SC-82	26vdl	VD7	5ga	Anw
00	-	AP8822C-40PS	Vdet-IC	4.0V±2%, -Reset PPO, 200ms	SC-82S	90vdl	VD7	5g	Anw
00	-	AP8822C-40PS	Vdet-IC	4.0V±2%, -Reset PPO, 200ms, Halogen-free	SC-82S	90vdl	VD7	5ga	Anw
00	-	XC6127N55ANR	Vdet-IC	5.5V±0.8%, -Reset ODO, -MR, Rt=50ms	SSOT-24	26cr	VD4	5k	Tor
00	-	XC6221C081NR	LVR-IC	LDO, 0.8V±20mV, 200mA, +CE, PDR	SSOT-24	26vn	VR4	5m	Tor
01	-	AP8822C-41PI	Vdet-IC	4.1V±2%, -Reset PPO, 200ms, Halogen-free	SC-82	26vdl	VD7	5ga	Anw
01	-	AP8822C-41PI	Vdet-IC	4.1V±2%, -Reset PPO, 200ms	SC-82	26vdl	VD7	5g	Anw
01	-	AP8822C-41PS	Vdet-IC	4.1V±2%, -Reset PPO, 200ms	SC-82S	90vdl	VD7	5g	Anw
01	-	AP8822C-41PS	Vdet-IC	4.1V±2%, -Reset PPO, 200ms, Halogen-free	SC-82S	90vdl	VD7	5ga	Anw
01	-	MRF9011	Si-nprn	UHF, 25V, 30mA, 300mW, B=30..200, 3.8GHz	SOT-143	24tc	-	5c	Mot
01	-	XC6221C091NR	LVR-IC	LDO, 0.9V±20mV, 200mA, +CE, PDR	SSOT-24	26vn	VR4	5m	Tor
02	-	AP8822C-42PI	Vdet-IC	4.2V±2%, -Reset PPO, 200ms	SC-82	26vdl	VD7	5g	Anw
02	-	AP8822C-42PI	Vdet-IC	4.2V±2%, -Reset PPO, 200ms, Halogen-free	SC-82	26vdl	VD7	5ga	Anw
02	-	AP8822C-42PS	Vdet-IC	4.2V±2%, -Reset PPO, 200ms	SC-82S	90vdl	VD7	5g	Anw
02	-	AP8822C-42PS	Vdet-IC	4.2V±2%, -Reset PPO, 200ms, Halogen-free	SC-82S	90vdl	VD7	5ga	Anw
02	-	MRF5711	Si-nprn	UHF, 20V, 80mA, 580mW, B=50..300, 8GHz	SOT-143	24tc	-	5c	Mot
02	-	XC6221C101NR	LVR-IC	LDO, 1.0V±20mV, 200mA, +CE, PDR	SSOT-24	26vn	VR4	5m	Tor
03	-	AP8822C-43PI	Vdet-IC	4.3V±2%, -Reset PPO, 200ms	SC-82	26vdl	VD7	5g	Anw
03	-	AP8822C-43PI	Vdet-IC	4.3V±2%, -Reset PPO, 200ms, Halogen-free	SC-82	26vdl	VD7	5ga	Anw
03	-	AP8822C-43PS	Vdet-IC	4.3V±2%, -Reset PPO, 200ms	SC-82S	90vdl	VD7	5g	Anw
03	-	AP8822C-43PS	Vdet-IC	4.3V±2%, -Reset PPO, 200ms, Halogen-free	SC-82S	90vdl	VD7	5ga	Anw
03	-	VAM-3	MMIC	RF amplifier, DC..2GHz, 7.5dB (50Ω)	SOT-143	24aa	A1	5c	Mc
03	-	XC6221C111NR	LVR-IC	LDO, 1.1V±20mV, 200mA, +CE, PDR	SSOT-24	26vn	VR4	5m	Tor
04	-	AP8822C-44PI	Vdet-IC	4.4V±2%, -Reset PPO, 200ms, Halogen-free	SC-82	26vdl	VD7	5ga	Anw
04	-	AP8822C-44PI	Vdet-IC	4.4V±2%, -Reset PPO, 200ms	SC-82	26vdl	VD7	5g	Anw
04	-	AP8822C-44PS	Vdet-IC	4.4V±2%, -Reset PPO, 200ms	SC-82S	90vdl	VD7	5g	Anw
04	-	AP8822C-44PS	Vdet-IC	4.4V±2%, -Reset PPO, 200ms, Halogen-free	SC-82S	90vdl	VD7	5ga	Anw
04	-	MRF4427	Si-nprn	UHF, 40V, 400mA, 220mW, B=10..200, 1.6GHz	SOT-143	24tc	-	5c	Mot
04	-	MRF5211	Si-nprn	UHF, 20V, 70mA, 333mW, B=25..125, 4.2GHz	SOT-143	24tc	-	5c	Mot
04	-	XC6221C121NR	LVR-IC	LDO, 1.2V±20mV, 200mA, +CE, PDR	SSOT-24	26vn	VR4	5m	Tor
05	-	AP8822C-45PI	Vdet-IC	4.5V±2%, -Reset PPO, 200ms	SC-82	26vdl	VD7	5g	Anw
05	-	AP8822C-45PI	Vdet-IC	4.5V±2%, -Reset PPO, 200ms, Halogen-free	SC-82	26vdl	VD7	5ga	Anw
05	-	AP8822C-45PS	Vdet-IC	4.5V±2%, -Reset PPO, 200ms	SC-82S	90vdl	VD7	5g	Anw
05	-	AP8822C-45PS	Vdet-IC	4.5V±2%, -Reset PPO, 200ms, Halogen-free	SC-82S	90vdl	VD7	5ga	Anw
05	-	MRF9331	Si-nprn	UHF, 15V, 2mA, 50mW, B=30..200, 5GHz	SOT-143	24tc	-	5c	Mot
05	-	XC6221C131NR	LVR-IC	LDO, 1.3V±20mV, 200mA, +CE, PDR	SSOT-24	26vn	VR4	5m	Tor
05F	-	TSDF1205R	Si-nprn	UHF-VHF, LN, 9V, 12mA, 40mW, B=50..250, 12GHz	SOT-143R	26tu	-	5b	Vs
06	-	AP8822C-46PI	Vdet-IC	4.6V±2%, -Reset PPO, 200ms	SC-82	26vdl	VD7	5g	Anw
06	-	AP8822C-46PI	Vdet-IC	4.6V±2%, -Reset PPO, 200ms, Halogen-free	SC-82	26vdl	VD7	5ga	Anw
06	-	AP8822C-46PS	Vdet-IC	4.6V±2%, -Reset PPO, 200ms	SC-82S	90vdl	VD7	5g	Anw
06	-	AP8822C-46PS	Vdet-IC	4.6V±2%, -Reset PPO, 200ms, Halogen-free	SC-82S	90vdl	VD7	5ga	Anw
06	-	VAM-6	MMIC	RF amplifier, DC..2GHz, 8dB (50Ω)	SOT-143	24aa	A1	5c	Mc
06	-	XC6221C141NR	LVR-IC	LDO, 1.4V±20mV, 200mA, +CE, PDR	SSOT-24	26vn	VR4	5m	Tor
07	-	AP8822C-47PI	Vdet-IC	4.7V±2%, -Reset PPO, 200ms	SC-82	26vdl	VD7	5g	Anw
07	-	AP8822C-47PI	Vdet-IC	4.7V±2%, -Reset PPO, 200ms, Halogen-free	SC-82	26vdl	VD7	5ga	Anw
07	-	AP8822C-47PS	Vdet-IC	4.7V±2%, -Reset PPO, 200ms	SC-82S	90vdl	VD7	5g	Anw
07	-	AP8822C-47PS	Vdet-IC	4.7V±2%, -Reset PPO, 200ms, Halogen-free	SC-82S	90vdl	VD7	5ga	Anw
07	-	VAM-7	MMIC	RF amplifier, DC..2GHz, 7.8dB (50Ω)	SOT-143	24aa	A1	5c	Mc
07	-	XC6221C151NR	LVR-IC	LDO, 1.5V±20mV, 200mA, +CE, PDR	SSOT-24	26vn	VR4	5m	Tor
08	-	AP8822C-48PI	Vdet-IC	4.8V±2%, -Reset PPO, 200ms	SC-82	26vdl	VD7	5g	Anw
08	-	AP8822C-48PI	Vdet-IC	4.8V±2%, -Reset PPO, 200ms, Halogen-free	SC-82	26vdl	VD7	5ga	Anw



SECTION 7
5-pin case SMD semiconductor components



→ 0
1
2
3
4
5
6
7
8
9
A
B
C
D
E
F
G
H
I
J
K
L
M
N
O
P
Q
R
S
T
U
V
W
X
Y
Z



**SMD
code**

A Type

Function

Short description

Case

Pin

Sch

St

Mnf




+ACAB	-	MAX999EUK-T	Comp-IC	U-High Speed, Vcc=2.7..5.5V, Icco=5mA, <5ns	SOT-23-5	28opa	OP1	6k	Max
+AFEI	-	MAX999AAUK+T	Comp-IC	U-High Speed, Vcc=2.7..5.5V, Icco=5mA, <5ns	SOT-23-5	28opa	OP1	6k	Max
00	-	R1223N252A	DC/DC-IC	PWM/VFM step-down, +CE, 2.5V, 300kHz, Latch-protection	SOT-23-5	28ud	DC7	6g	Ric
00	-	RN5RF50BA	LVR-IC	LRIp, +CE, 5V±2%, 1A*	SOT-23-5	28vw	VR6	6g	Ric
00	-	RN5RZ50BA	LVR-IC	LDO, LN, +CE, 5V±2%, 100mA	SOT-23-5	28vrt	VR4	6g	Ric
000	ej	XC6101A131MR	Vdet-IC	3.1V±2%, Hst, -MR, -Reset PPO, Wt=6.25ms, Rt=3.13ms	SOT-25	28cp	VD17	6g	Tor
001	ej	XC6101A132MR	Vdet-IC	3.2V±2%, Hst, -MR, -Reset PPO, Wt=6.25ms, Rt=3.13ms	SOT-25	28cp	VD17	6g	Tor
002	ej	XC6101A133MR	Vdet-IC	3.3V±2%, Hst, -MR, -Reset PPO, Wt=6.25ms, Rt=3.13ms	SOT-25	28cp	VD17	6g	Tor
003	ej	XC6101A134MR	Vdet-IC	3.4V±2%, Hst, -MR, -Reset PPO, Wt=6.25ms, Rt=3.13ms	SOT-25	28cp	VD17	6g	Tor
004	ej	XC6101A135MR	Vdet-IC	3.5V±2%, Hst, -MR, -Reset PPO, Wt=6.25ms, Rt=3.13ms	SOT-25	28cp	VD17	6g	Tor
005	ej	XC6101A136MR	Vdet-IC	3.6V±2%, Hst, -MR, -Reset PPO, Wt=6.25ms, Rt=3.13ms	SOT-25	28cp	VD17	6g	Tor
006	ej	XC6101A137MR	Vdet-IC	3.7V±2%, Hst, -MR, -Reset PPO, Wt=6.25ms, Rt=3.13ms	SOT-25	28cp	VD17	6g	Tor
007	ej	XC6101A138MR	Vdet-IC	3.8V±2%, Hst, -MR, -Reset PPO, Wt=6.25ms, Rt=3.13ms	SOT-25	28cp	VD17	6g	Tor
008	-	R1160N081A	LVR-IC	LDO, 0.8V±2%, 200mA, -CE, AE(Mode)	SOT-23-5	28x9	VR10	6g	Ric
008	ej	XC6101A139MR	Vdet-IC	3.9V±2%, Hst, -MR, -Reset PPO, Wt=6.25ms, Rt=3.13ms	SOT-25	28cp	VD17	6g	Tor
009	-	R1160N091A	LVR-IC	LDO, 0.9V±2%, 200mA, -CE, AE(Mode)	SOT-23-5	28x9	VR10	6g	Ric
009	ej	XC6101A140MR	Vdet-IC	4.0V±2%, Hst, -MR, -Reset PPO, Wt=6.25ms, Rt=3.13ms	SOT-25	28cp	VD17	6g	Tor
00A	ej	XC6101A141MR	Vdet-IC	4.1V±2%, Hst, -MR, -Reset PPO, Wt=6.25ms, Rt=3.13ms	SOT-25	28cp	VD17	6g	Tor
00B	ej	XC6101A142MR	Vdet-IC	4.2V±2%, Hst, -MR, -Reset PPO, Wt=6.25ms, Rt=3.13ms	SOT-25	28cp	VD17	6g	Tor
00C	ej	XC6101A143MR	Vdet-IC	4.3V±2%, Hst, -MR, -Reset PPO, Wt=6.25ms, Rt=3.13ms	SOT-25	28cp	VD17	6g	Tor
00D	ej	XC6101A144MR	Vdet-IC	4.4V±2%, Hst, -MR, -Reset PPO, Wt=6.25ms, Rt=3.13ms	SOT-25	28cp	VD17	6g	Tor
00E	-	XC6505A151MR	LVR-IC	LDO, 1.5V±20mV, 200mA, +CE	SOT-25	28cx	VR4	6a	Tor
00E	ej	XC6101A145MR	Vdet-IC	4.5V±2%, Hst, -MR, -Reset PPO, Wt=6.25ms, Rt=3.13ms	SOT-25	28cp	VD17	6g	Tor
00F	-	XC6505A161MR	LVR-IC	LDO, 1.6V±20mV, 200mA, +CE	SOT-25	28cx	VR4	6a	Tor
00F	ec	XC6101A116MR	Vdet-IC	1.6V±2%, Hst, -MR, -Reset PPO, Wt=6.25ms, Rt=3.13ms	SOT-25	28cp	VD17	6g	Tor
00F	ej	XC6101A146MR	Vdet-IC	4.6V±2%, Hst, -MR, -Reset PPO, Wt=6.25ms, Rt=3.13ms	SOT-25	28cp	VD17	6g	Tor
00H	-	XC6505A171MR	LVR-IC	LDO, 1.7V±20mV, 200mA, +CE	SOT-25	28cx	VR4	6a	Tor
00H	ec	XC6101A117MR	Vdet-IC	1.7V±2%, Hst, -MR, -Reset PPO, Wt=6.25ms, Rt=3.13ms	SOT-25	28cp	VD17	6g	Tor
00H	ej	XC6101A147MR	Vdet-IC	4.7V±2%, Hst, -MR, -Reset PPO, Wt=6.25ms, Rt=3.13ms	SOT-25	28cp	VD17	6g	Tor
00K	-	XC6505A181MR	LVR-IC	LDO, 1.8V±20mV, 200mA, +CE	SOT-25	28cx	VR4	6a	Tor
00K	ec	XC6101A118MR	Vdet-IC	1.8V±2%, Hst, -MR, -Reset PPO, Wt=6.25ms, Rt=3.13ms	SOT-25	28cp	VD17	6g	Tor
00K	ej	XC6101A148MR	Vdet-IC	4.8V±2%, Hst, -MR, -Reset PPO, Wt=6.25ms, Rt=3.13ms	SOT-25	28cp	VD17	6g	Tor
00L	-	XC6505A191MR	LVR-IC	LDO, 1.9V±20mV, 200mA, +CE	SOT-25	28cx	VR4	6a	Tor
00L	ec	XC6101A119MR	Vdet-IC	1.9V±2%, Hst, -MR, -Reset PPO, Wt=6.25ms, Rt=3.13ms	SOT-25	28cp	VD17	6g	Tor
00L	ej	XC6101A149MR	Vdet-IC	4.9V±2%, Hst, -MR, -Reset PPO, Wt=6.25ms, Rt=3.13ms	SOT-25	28cp	VD17	6g	Tor
00M	-	XC6505A201MR	LVR-IC	LDO, 2.0V±1%, 200mA, +CE	SOT-25	28cx	VR4	6a	Tor
00M	ec	XC6101A120MR	Vdet-IC	2.0V±2%, Hst, -MR, -Reset PPO, Wt=6.25ms, Rt=3.13ms	SOT-25	28cp	VD17	6g	Tor
00M	ej	XC6101A150MR	Vdet-IC	5.0V±2%, Hst, -MR, -Reset PPO, Wt=6.25ms, Rt=3.13ms	SOT-25	28cp	VD17	6g	Tor
00N	-	XC6505A211MR	LVR-IC	LDO, 2.1V±1%, 200mA, +CE	SOT-25	28cx	VR4	6a	Tor
00N	ec	XC6101A121MR	Vdet-IC	2.1V±2%, Hst, -MR, -Reset PPO, Wt=6.25ms, Rt=3.13ms	SOT-25	28cp	VD17	6g	Tor
00P	-	XC6505A221MR	LVR-IC	LDO, 2.2V±1%, 200mA, +CE	SOT-25	28cx	VR4	6a	Tor
00P	ec	XC6101A122MR	Vdet-IC	2.2V±2%, Hst, -MR, -Reset PPO, Wt=6.25ms, Rt=3.13ms	SOT-25	28cp	VD17	6g	Tor
00R	-	XC6505A231MR	LVR-IC	LDO, 2.3V±1%, 200mA, +CE	SOT-25	28cx	VR4	6a	Tor
00R	ec	XC6101A123MR	Vdet-IC	2.3V±2%, Hst, -MR, -Reset PPO, Wt=6.25ms, Rt=3.13ms	SOT-25	28cp	VD17	6g	Tor
00S	-	XC6505A241MR	LVR-IC	LDO, 2.4V±1%, 200mA, +CE	SOT-25	28cx	VR4	6a	Tor
00S	ec	XC6101A124MR	Vdet-IC	2.4V±2%, Hst, -MR, -Reset PPO, Wt=6.25ms, Rt=3.13ms	SOT-25	28cp	VD17	6g	Tor
00T	-	XC6505A251MR	LVR-IC	LDO, 2.5V±1%, 200mA, +CE	SOT-25	28cx	VR4	6a	Tor
00T	ec	XC6101A125MR	Vdet-IC	2.5V±2%, Hst, -MR, -Reset PPO, Wt=6.25ms, Rt=3.13ms	SOT-25	28cp	VD17	6g	Tor
00U	-	XC6505A261MR	LVR-IC	LDO, 2.6V±1%, 200mA, +CE	SOT-25	28cx	VR4	6a	Tor
00U	ec	XC6101A126MR	Vdet-IC	2.6V±2%, Hst, -MR, -Reset PPO, Wt=6.25ms, Rt=3.13ms	SOT-25	28cp	VD17	6g	Tor
00V	-	XC6505A271MR	LVR-IC	LDO, 2.7V±1%, 200mA, +CE	SOT-25	28cx	VR4	6a	Tor
00V	ec	XC6101A127MR	Vdet-IC	2.7V±2%, Hst, -MR, -Reset PPO, Wt=6.25ms, Rt=3.13ms	SOT-25	28cp	VD17	6g	Tor
00X	-	XC6505A281MR	LVR-IC	LDO, 2.8V±1%, 200mA, +CE	SOT-25	28cx	VR4	6a	Tor
00X	ec	XC6101A128MR	Vdet-IC	2.8V±2%, Hst, -MR, -Reset PPO, Wt=6.25ms, Rt=3.13ms	SOT-25	28cp	VD17	6g	Tor
00Y	-	XC6505A291MR	LVR-IC	LDO, 2.9V±1%, 200mA, +CE	SOT-25	28cx	VR4	6a	Tor
00Y	ec	XC6101A129MR	Vdet-IC	2.9V±2%, Hst, -MR, -Reset PPO, Wt=6.25ms, Rt=3.13ms	SOT-25	28cp	VD17	6g	Tor
00Z	-	XC6505A301MR	LVR-IC	LDO, 3.0V±1%, 200mA, +CE	SOT-25	28cx	VR4	6a	Tor
00Z	ec	XC6101A130MR	Vdet-IC	3.0V±2%, Hst, -MR, -Reset PPO, Wt=6.25ms, Rt=3.13ms	SOT-25	28cp	VD17	6g	Tor
01	-	R1223N152C	DC/DC-IC	PWM step-down, +CE, 1.5V, 300kHz, Latch-protection	SOT-23-5	28ud	DC7	6g	Ric
01	-	RN5RF51BA	LVR-IC	LRIp, +CE, 5.1V±2%, 1A*	SOT-23-5	28vw	VR6	6g	Ric
01	-	RN5RZ51BA	LVR-IC	LDO, LN, +CE, 5.1V±2%, 100mA	SOT-23-5	28vrt	VR4	6g	Ric
010	-	R1160N101A	LVR-IC	LDO, 1.0V±2%, 200mA, -CE, AE(Mode)	SOT-23-5	28x9	VR10	6g	Ric
010	-	XC6505A311MR	LVR-IC	LDO, 3.1V±1%, 200mA, +CE	SOT-25	28cx	VR4	6a	Tor
010	ej	XC6101A231MR	Vdet-IC	3.1V±2%, Hst, -MR, -Reset PPO, Wt=50ms, Rt=3.13ms	SOT-25	28cp	VD17	6g	Tor
011	-	R1160N111A	LVR-IC	LDO, 1.1V±2%, 200mA, -CE, AE(Mode)	SOT-23-5	28x9	VR10	6g	Ric
011	-	XC6505A321MR	LVR-IC	LDO, 3.2V±1%, 200mA, +CE	SOT-25	28cx	VR4	6a	Tor
011	ej	XC6101A232MR	Vdet-IC	3.2V±2%, Hst, -MR, -Reset PPO, Wt=50ms, Rt=3.13ms	SOT-25	28cp	VD17	6g	Tor
012	-	R1160N121A	LVR-IC	LDO, 1.2V±2%, 200mA, -CE, AE(Mode)	SOT-23-5	28x9	VR10	6g	Ric
012	-	XC6505A331MR	LVR-IC	LDO, 3.3V±1%, 200mA, +CE	SOT-25	28cx	VR4	6a	Tor
012	ej	XC6101A233MR	Vdet-IC	3.3V±2%, Hst, -MR, -Reset PPO, Wt=50ms, Rt=3.13ms	SOT-25	28cp	VD17	6g	Tor



SECTION 8

SOT-89-5 case SMD semiconductor components



- ➔ 0
- 1
- 2
- 3
- 4
- 5
- 6
- 7
- 8
- 9
- A
- B
- C
- D
- E
- F
- G
- H
- I
- J
- K
- L
- M
- N
- O
- P
- Q
- R
- S
- T
- U
- V
- W
- X
- Y
- Z
- ←

SMD

code	A	Type	Function	Short description	Case	Pin	Sch	St	Mnf
00E	-	XC6505A151PR	LVR-IC	LDO, 1.5V±20mV, 200mA, +CE	SOT-89-5	32um	VR4	6n	Tor
00F	-	XC6505A161PR	LVR-IC	LDO, 1.6V±20mV, 200mA, +CE	SOT-89-5	32um	VR4	6n	Tor
00H	-	XC6505A171PR	LVR-IC	LDO, 1.7V±20mV, 200mA, +CE	SOT-89-5	32um	VR4	6n	Tor
00K	-	XC6505A181PR	LVR-IC	LDO, 1.8V±20mV, 200mA, +CE	SOT-89-5	32um	VR4	6n	Tor
00L	-	XC6505A191PR	LVR-IC	LDO, 1.9V±20mV, 200mA, +CE	SOT-89-5	32um	VR4	6n	Tor
00M	-	XC6505A201PR	LVR-IC	LDO, 2.0V±1%, 200mA, +CE	SOT-89-5	32um	VR4	6n	Tor
00N	-	XC6505A211PR	LVR-IC	LDO, 2.1V±1%, 200mA, +CE	SOT-89-5	32um	VR4	6n	Tor
00P	-	XC6505A221PR	LVR-IC	LDO, 2.2V±1%, 200mA, +CE	SOT-89-5	32um	VR4	6n	Tor
00R	-	XC6505A231PR	LVR-IC	LDO, 2.3V±1%, 200mA, +CE	SOT-89-5	32um	VR4	6n	Tor
00S	-	XC6505A241PR	LVR-IC	LDO, 2.4V±1%, 200mA, +CE	SOT-89-5	32um	VR4	6n	Tor
00T	-	XC6505A251PR	LVR-IC	LDO, 2.5V±1%, 200mA, +CE	SOT-89-5	32um	VR4	6n	Tor
00U	-	XC6505A261PR	LVR-IC	LDO, 2.6V±1%, 200mA, +CE	SOT-89-5	32um	VR4	6n	Tor
00V	-	XC6505A271PR	LVR-IC	LDO, 2.7V±1%, 200mA, +CE	SOT-89-5	32um	VR4	6n	Tor
00X	-	XC6505A281PR	LVR-IC	LDO, 2.8V±1%, 200mA, +CE	SOT-89-5	32um	VR4	6n	Tor
00Y	-	XC6505A291PR	LVR-IC	LDO, 2.9V±1%, 200mA, +CE	SOT-89-5	32um	VR4	6n	Tor
00Z	-	XC6505A301PR	LVR-IC	LDO, 3.0V±1%, 200mA, +CE	SOT-89-5	32um	VR4	6n	Tor
010	-	XC6505A311PR	LVR-IC	LDO, 3.1V±1%, 200mA, +CE	SOT-89-5	32um	VR4	6n	Tor
011	-	XC6505A321PR	LVR-IC	LDO, 3.2V±1%, 200mA, +CE	SOT-89-5	32um	VR4	6n	Tor
012	-	XC6505A331PR	LVR-IC	LDO, 3.3V±1%, 200mA, +CE	SOT-89-5	32um	VR4	6n	Tor
013	-	XC6505A341PR	LVR-IC	LDO, 3.4V±1%, 200mA, +CE	SOT-89-5	32um	VR4	6n	Tor
014	-	XC6505A351PR	LVR-IC	LDO, 3.5V±1%, 200mA, +CE	SOT-89-5	32um	VR4	6n	Tor
015	-	XC6505A361PR	LVR-IC	LDO, 3.6V±1%, 200mA, +CE	SOT-89-5	32um	VR4	6n	Tor
016	-	XC6505A371PR	LVR-IC	LDO, 3.7V±1%, 200mA, +CE	SOT-89-5	32um	VR4	6n	Tor
017	-	XC6505A381PR	LVR-IC	LDO, 3.8V±1%, 200mA, +CE	SOT-89-5	32um	VR4	6n	Tor
018	-	XC6505A391PR	LVR-IC	LDO, 3.9V±1%, 200mA, +CE	SOT-89-5	32um	VR4	6n	Tor
019	-	XC6505A401PR	LVR-IC	LDO, 4.0V±1%, 200mA, +CE	SOT-89-5	32um	VR4	6n	Tor
01A	-	XC6505A411PR	LVR-IC	LDO, 4.1V±1%, 200mA, +CE	SOT-89-5	32um	VR4	6n	Tor
01B	-	XC6505A421PR	LVR-IC	LDO, 4.2V±1%, 200mA, +CE	SOT-89-5	32um	VR4	6n	Tor
01C	-	XC6505A431PR	LVR-IC	LDO, 4.3V±1%, 200mA, +CE	SOT-89-5	32um	VR4	6n	Tor
01D	-	XC6505A441PR	LVR-IC	LDO, 4.4V±1%, 200mA, +CE	SOT-89-5	32um	VR4	6n	Tor
01E	-	XC6505A451PR	LVR-IC	LDO, 4.5V±1%, 200mA, +CE	SOT-89-5	32um	VR4	6n	Tor
01F	-	XC6505A461PR	LVR-IC	LDO, 4.6V±1%, 200mA, +CE	SOT-89-5	32um	VR4	6n	Tor
01H	-	XC6505A471PR	LVR-IC	LDO, 4.7V±1%, 200mA, +CE	SOT-89-5	32um	VR4	6n	Tor
01K	-	XC6505A481PR	LVR-IC	LDO, 4.8V±1%, 200mA, +CE	SOT-89-5	32um	VR4	6n	Tor
01L	-	XC6505A491PR	LVR-IC	LDO, 4.9V±1%, 200mA, +CE	SOT-89-5	32um	VR4	6n	Tor
01M	-	XC6505A501PR	LVR-IC	LDO, 5.0V±1%, 200mA, +CE	SOT-89-5	32um	VR4	6n	Tor
020	-	ELM85103A	LVR-IC	LDO, 1.0V±2%, 800mA, +CE	SOT-89-5	32vrt	VR4	6h	Elm
020	-	XC6505A611PR	LVR-IC	LDO, 6.1V±1%, 200mA, +CE	SOT-89-5	32um	VR4	6n	Tor
021	-	XC6505A621PR	LVR-IC	LDO, 6.2V±1%, 200mA, +CE	SOT-89-5	32um	VR4	6n	Tor
022	-	XC6505A631PR	LVR-IC	LDO, 6.3V±1%, 200mA, +CE	SOT-89-5	32um	VR4	6n	Tor
023	-	XC6505A641PR	LVR-IC	LDO, 6.4V±1%, 200mA, +CE	SOT-89-5	32um	VR4	6n	Tor
024	-	XC6505A651PR	LVR-IC	LDO, 6.5V±1%, 200mA, +CE	SOT-89-5	32um	VR4	6n	Tor
025	-	XC6505A661PR	LVR-IC	LDO, 6.6V±1%, 200mA, +CE	SOT-89-5	32um	VR4	6n	Tor
026	-	XC6505A671PR	LVR-IC	LDO, 6.7V±1%, 200mA, +CE	SOT-89-5	32um	VR4	6n	Tor
027	-	XC6505A681PR	LVR-IC	LDO, 6.8V±1%, 200mA, +CE	SOT-89-5	32um	VR4	6n	Tor
028	-	ELM85083A	LVR-IC	LDO, 0.8V±2%, 800mA, +CE	SOT-89-5	32vrt	VR4	6h	Elm
028	-	XC6505A691PR	LVR-IC	LDO, 6.9V±1%, 200mA, +CE	SOT-89-5	32um	VR4	6n	Tor
029	-	ELM85093A	LVR-IC	LDO, 0.9±2%, 800mA, +CE	SOT-89-5	32vrt	VR4	6h	Elm
029	-	XC6505A701PR	LVR-IC	LDO, 7.0V±1%, 200mA, +CE	SOT-89-5	32um	VR4	6n	Tor
02A	-	ELM85113A	LVR-IC	LDO, 1.1V±2%, 800mA, +CE	SOT-89-5	32vrt	VR4	6h	Elm
02B	-	ELM85123A	LVR-IC	LDO, 1.2V±2%, 800mA, +CE	SOT-89-5	32vrt	VR4	6h	Elm
02C	-	ELM85133A	LVR-IC	LDO, 1.3V±2%, 800mA, +CE	SOT-89-5	32vrt	VR4	6h	Elm
02D	-	ELM85143A	LVR-IC	LDO, 1.4V±2%, 800mA, +CE	SOT-89-5	32vrt	VR4	6h	Elm
02E	-	ELM85153A	LVR-IC	LDO, 1.5V±2%, 800mA, +CE	SOT-89-5	32vrt	VR4	6h	Elm
02F	-	ELM85163A	LVR-IC	LDO, 1.6V±2%, 800mA, +CE	SOT-89-5	32vrt	VR4	6h	Elm
02G	-	ELM85173A	LVR-IC	LDO, 1.7V±2%, 800mA, +CE	SOT-89-5	32vrt	VR4	6h	Elm
02H	-	ELM85183A	LVR-IC	LDO, 1.8V±2%, 800mA, +CE	SOT-89-5	32vrt	VR4	6h	Elm
02J	-	ELM85193A	LVR-IC	LDO, 1.9V±2%, 800mA, +CE	SOT-89-5	32vrt	VR4	6h	Elm
02K	-	ELM85203A	LVR-IC	LDO, 2.0V±2%, 800mA, +CE	SOT-89-5	32vrt	VR4	6h	Elm
02L	-	ELM85213A	LVR-IC	LDO, 2.1V±2%, 800mA, +CE	SOT-89-5	32vrt	VR4	6h	Elm
02M	-	ELM85223A	LVR-IC	LDO, 2.2V±2%, 800mA, +CE	SOT-89-5	32vrt	VR4	6h	Elm
02N	-	ELM85233A	LVR-IC	LDO, 2.3V±2%, 800mA, +CE	SOT-89-5	32vrt	VR4	6h	Elm
02N	-	XC6505A511PR	LVR-IC	LDO, 5.1V±1%, 200mA, +CE	SOT-89-5	32um	VR4	6n	Tor
02P	-	ELM85243A	LVR-IC	LDO, 2.4V±2%, 800mA, +CE	SOT-89-5	32vrt	VR4	6h	Elm
02P	-	XC6505A521PR	LVR-IC	LDO, 5.2V±1%, 200mA, +CE	SOT-89-5	32um	VR4	6n	Tor
02Q	-	ELM85253A	LVR-IC	LDO, 2.5V±2%, 800mA, +CE	SOT-89-5	32vrt	VR4	6h	Elm
02R	-	ELM85263A	LVR-IC	LDO, 2.6V±2%, 800mA, +CE	SOT-89-5	32vrt	VR4	6h	Elm
02R	-	XC6505A531PR	LVR-IC	LDO, 5.3V±1%, 200mA, +CE	SOT-89-5	32um	VR4	6n	Tor
02S	-	ELM85273A	LVR-IC	LDO, 2.7V±2%, 800mA, +CE	SOT-89-5	32vrt	VR4	6h	Elm
02S	-	XC6505A541PR	LVR-IC	LDO, 5.4V±1%, 200mA, +CE	SOT-89-5	32um	VR4	6n	Tor



SECTION 9
6 and more pin case SMD semiconductor components

→ 0

1

2

3

4

5

6

7

8

9

A

B

C

D

E

F

G

H

I

J

K

L

M

N

O

P

Q

R

S

T

U

V



W

X

Y

Z

←



**SM D
code**

A Type

Function

Short description

Case

Pin

Sch

St

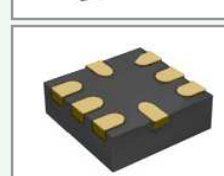

Mnf

SM D code	A Type	Function	Short description	Case	Pin	Sch	St	Mnf
+AAAA	-	MAX9718AEUB+	Lin-IC	AF PA, BTL, 2.7..5.5V 1.4W(5V/4Q), select shutdown	SOP-10	60	AFP19	8d Max
+AAAB	-	MAX9718BEUB+	Lin-IC	AF PA, BTL, 2.7..5.5V, 1.4W(5V/4Q), select shutdown	SOP-10	60	AFP20	8d Max
+AAAC	-	MAX9718CEUB+	Lin-IC	AF PA, BTL, 2.7..5.5V, 1.4W(5V/4Q), select shutdown	SOP-10	60	AFP20	8d Max
+AAD	-	MAX9718DEUB+	Lin-IC	AF PA, BTL, 2.7..5.5V, 1.4W(5V/4Q), select shutdown	SOP-10	60	AFP20	8d Max
+AAAJ	-	MAX9718EEUB+	Lin-IC	AF PA, BTL, 2.7..5.5V, 1.4W(5V/4Q), select shutdown	SOP-10	60	AFP20	8d Max
+AAAK	-	MAX9718FEUB+	Lin-IC	AF PA, BTL, 2.7..5.5V, 1.4W(5V/4Q), select shutdown	SOP-10	60	AFP20	8d Max
+AAAL	-	MAX9718GEUB+	Lin-IC	AF PA, BTL, 2.7..5.5V, 1.4W(5V/4Q), select shutdown	SOP-10	60	AFP20	8d Max
+AAAM	-	MAX9718HEUB+	Lin-IC	AF PA, BTL, 2.7..5.5V, 1.4W(5V/4Q), select shutdown	SOP-10	60	AFP20	8d Max
+ACLW	-	MAX16053AUT+T	Vdet-IC	Adjustable sequencing/supervisory, 2.25..16V, ODO	SOT-23-6	33	-	7b Max
+ACLX	-	MAX16053AUT+T	Vdet-IC	Adjustable sequencing/supervisory, 2.25..16V, PPO	SOT-23-6	33	-	7b Max
00	-	KIC7W00FK	CMOS-Log	Dual 2-input NAND gates	US8	47	Log50	8c Kec
00	-	XC74WL00AASR	CMOS-Log	Dual 2-input NAND gates	MSOP-8B	55	Log50	8d Tor
005	-	FAN7005MU	Lin-IC	AF PA, 2.7..5.5V, 2x300mW(5V/8Q), shutdown	SSOP-8	47	AFP17	8d F
00B	-	U74HC2G02-SM1	CMOS-Log	Dual 2-input NOR gates	MSOP-8	47	Log53	8d Utc
00BL	-	U74HC2G02L-SM1	CMOS-Log	Dual 2-input NOR gates	MSOP-8	47	Log53	8d Utc
00W	-	U74HC2G00-SM1	CMOS-Log	Dual 2-input NAND gates	MSOP-8	47	Log50	8d Utc
00WL	-	U74HC2G00L-SM1	CMOS-Log	Dual 2-input NAND gates	MSOP-8	47	Log50	8d Utc
011	-	EC49222-1-B3	LVR-IC	LDO, Dual out, Vout1/Vout2=3.0V/3.3V±2%, 250mA, +CE	SOT-23-6L	33x5	VR19	7d Ecom
011	-	GS6202RQRF	LVR-IC	LDO, Dual out, Vout1/Vout2=3.0V/3.3V±2%, 250mA, +CE	SOT-23-6L	33x5	VR19	7b Glo
012	-	EC49222-2-B3	LVR-IC	LDO, Dual out, Vout1/Vout2=1.8V/3.0V±2%, 250mA, +CE	SOT-23-6L	33x5	VR19	7b Ecom
012	-	GS6202RFQF	LVR-IC	LDO, Dual out, Vout1/Vout2=1.8V/3.0V±2%, 250mA, +CE	SOT-23-6L	33x5	VR19	7d Glo
013	-	EC49222-3-B3	LVR-IC	LDO, Dual out, Vout1/Vout2=3.0V/3.0V±2%, 250mA, +CE	SOT-23-6L	33x5	VR19	7d Ecom
013	-	GS6202RQQF	LVR-IC	LDO, Dual out, Vout1/Vout2=3.0V/3.0V±2%, 250mA, +CE	SOT-23-6L	33x5	VR19	7b Glo
014	-	EC49222-4-B3	LVR-IC	LDO, Dual out, Vout1/Vout2=1.3V/2.8V±2%, 250mA, +CE	SOT-23-6L	33x5	VR19	7d Ecom
01A	-	EC49222-A-B3	LVR-IC	LDO, Dual out, Vout1/Vout2=3.3V/3.3V±2%, 250mA, +CE	SOT-23-6L	33x5	VR19	7d Ecom
01A	-	GS6202RRRF	LVR-IC	LDO, Dual out, Vout1/Vout2=3.3V/3.3V±2%, 250mA, +CE	SOT-23-6L	33x5	VR19	7b Glo
01B	-	EC49222-B-B3	LVR-IC	LDO, Dual out, Vout1/Vout2=2.8V/3.3V±2%, 250mA, +CE	SOT-23-6L	33x5	VR19	7d Ecom
01B	-	GS6202RJRF	LVR-IC	LDO, Dual out, Vout1/Vout2=2.8V/3.3V±2%, 250mA, +CE	SOT-23-6L	33x5	VR19	7b Glo
01C	-	EC49222-C-B3	LVR-IC	LDO, Dual out, Vout1/Vout2=2.5V/3.3V±2%, 250mA, +CE	SOT-23-6L	33x5	VR19	7d Ecom
01C	-	GS6202RHRF	LVR-IC	LDO, Dual out, Vout1/Vout2=2.5V/3.3V±2%, 250mA, +CE	SOT-23-6L	33x5	VR19	7b Glo
01C25A	-	XC9101C25ASR	DC/DC-IC	PWM, step-up, 2.5V±2.5%, 1.5A	SOP-8	47xd	DC17	8g Tor
01C26A	-	XC9101C26ASR	DC/DC-IC	PWM, step-up, 2.6V±2.5%, 1.5A	SOP-8	47xd	DC17	8g Tor
01C27A	-	XC9101C27ASR	DC/DC-IC	PWM, step-up, 2.7V±2.5%, 1.5A	SOP-8	47xd	DC17	8g Tor
01C28A	-	XC9101C28ASR	DC/DC-IC	PWM, step-up, 2.8V±2.5%, 1.5A	SOP-8	47xd	DC17	8g Tor
01C29A	-	XC9101C29ASR	DC/DC-IC	PWM, step-up, 2.9V±2.5%, 1.5A	SOP-8	47xd	DC17	8g Tor
01C30A	-	XC9101C30ASR	DC/DC-IC	PWM, step-up, 3.0V±2.5%, 1.5A	SOP-8	47xd	DC17	8g Tor
01C31A	-	XC9101C31ASR	DC/DC-IC	PWM, step-up, 3.1V±2.5%, 1.5A	SOP-8	47xd	DC17	8g Tor
01C32A	-	XC9101C32ASR	DC/DC-IC	PWM, step-up, 3.2V±2.5%, 1.5A	SOP-8	47xd	DC17	8g Tor
01C33A	-	XC9101C33ASR	DC/DC-IC	PWM, step-up, 3.3V±2.5%, 1.5A	SOP-8	47xd	DC17	8g Tor
01C34A	-	XC9101C34ASR	DC/DC-IC	PWM, step-up, 3.4V±2.5%, 1.5A	SOP-8	47xd	DC17	8g Tor
01C35A	-	XC9101C35ASR	DC/DC-IC	PWM, step-up, 3.5V±2.5%, 1.5A	SOP-8	47xd	DC17	8g Tor
01C36A	-	XC9101C36ASR	DC/DC-IC	PWM, step-up, 3.6V±2.5%, 1.5A	SOP-8	47xd	DC17	8g Tor
01C37A	-	XC9101C37ASR	DC/DC-IC	PWM, step-up, 3.7V±2.5%, 1.5A	SOP-8	47xd	DC17	8g Tor
01C38A	-	XC9101C38ASR	DC/DC-IC	PWM, step-up, 3.8V±2.5%, 1.5A	SOP-8	47xd	DC17	8g Tor
01C39A	-	XC9101C39ASR	DC/DC-IC	PWM, step-up, 3.9V±2.5%, 1.5A	SOP-8	47xd	DC17	8g Tor
01C40A	-	XC9101C40ASR	DC/DC-IC	PWM, step-up, 4.0V±2.5%, 1.5A	SOP-8	47xd	DC17	8g Tor
01C41A	-	XC9101C41ASR	DC/DC-IC	PWM, step-up, 4.1V±2.5%, 1.5A	SOP-8	47xd	DC17	8g Tor
01C42A	-	XC9101C42ASR	DC/DC-IC	PWM, step-up, 4.2V±2.5%, 1.5A	SOP-8	47xd	DC17	8g Tor
01C43A	-	XC9101C43ASR	DC/DC-IC	PWM, step-up, 4.3V±2.5%, 1.5A	SOP-8	47xd	DC17	8g Tor
01C44A	-	XC9101C44ASR	DC/DC-IC	PWM, step-up, 4.4V±2.5%, 1.5A	SOP-8	47xd	DC17	8g Tor
01C45A	-	XC9101C45ASR	DC/DC-IC	PWM, step-up, 4.5V±2.5%, 1.5A	SOP-8	47xd	DC17	8g Tor
01C46A	-	XC9101C46ASR	DC/DC-IC	PWM, step-up, 4.6V±2.5%, 1.5A	SOP-8	47xd	DC17	8g Tor
01C47A	-	XC9101C47ASR	DC/DC-IC	PWM, step-up, 4.7V±2.5%, 1.5A	SOP-8	47xd	DC17	8g Tor
01C48A	-	XC9101C48ASR	DC/DC-IC	PWM, step-up, 4.8V±2.5%, 1.5A	SOP-8	47xd	DC17	8g Tor
01C49A	-	XC9101C49ASR	DC/DC-IC	PWM, step-up, 4.9V±2.5%, 1.5A	SOP-8	47xd	DC17	8g Tor
01C50A	-	XC9101C50ASR	DC/DC-IC	PWM, step-up, 5.0V±2.5%, 1.5A	SOP-8	47xd	DC17	8g Tor
01C51A	-	XC9101C51ASR	DC/DC-IC	PWM, step-up, 5.1V±2.5%, 1.5A	SOP-8	47xd	DC17	8g Tor
01C52A	-	XC9101C52ASR	DC/DC-IC	PWM, step-up, 5.2V±2.5%, 1.5A	SOP-8	47xd	DC17	8g Tor
01C53A	-	XC9101C53ASR	DC/DC-IC	PWM, step-up, 5.3V±2.5%, 1.5A	SOP-8	47xd	DC17	8g Tor
01C54A	-	XC9101C54ASR	DC/DC-IC	PWM, step-up, 5.4V±2.5%, 1.5A	SOP-8	47xd	DC17	8g Tor
01C55A	-	XC9101C55ASR	DC/DC-IC	PWM, step-up, 5.5V±2.5%, 1.5A	SOP-8	47xd	DC17	8g Tor
01C56A	-	XC9101C56ASR	DC/DC-IC	PWM, step-up, 5.6V±2.5%, 1.5A	SOP-8	47xd	DC17	8g Tor
01C57A	-	XC9101C57ASR	DC/DC-IC	PWM, step-up, 5.7V±2.5%, 1.5A	SOP-8	47xd	DC17	8g Tor
01C58A	-	XC9101C58ASR	DC/DC-IC	PWM, step-up, 5.8V±2.5%, 1.5A	SOP-8	47xd	DC17	8g Tor
01C59A	-	XC9101C59ASR	DC/DC-IC	PWM, step-up, 5.9V±2.5%, 1.5A	SOP-8	47xd	DC17	8g Tor
01C60A	-	XC9101C60ASR	DC/DC-IC	PWM, step-up, 6.0V±2.5%, 1.5A	SOP-8	47xd	DC17	8g Tor
01C61A	-	XC9101C61ASR	DC/DC-IC	PWM, step-up, 6.1V±2.5%, 1.5A	SOP-8	47xd	DC17	8g Tor
01C62A	-	XC9101C62ASR	DC/DC-IC	PWM, step-up, 6.2V±2.5%, 1.5A	SOP-8	47xd	DC17	8g Tor
01C63A	-	XC9101C63ASR	DC/DC-IC	PWM, step-up, 6.3V±2.5%, 1.5A	SOP-8	47xd	DC17	8g Tor
01C64A	-	XC9101C64ASR	DC/DC-IC	PWM, step-up, 6.4V±2.5%, 1.5A	SOP-8	47xd	DC17	8g Tor



SECTION 10
BGA, DFN and QFN case SMD semiconductor components

→ 0
1
2
3
4
5
6
7
8
9
A
B
C
D
E
F
G
H
I
J
K
L
M
N
O
P
Q
R
S
T
U
V
W
X
Y
Z



**SMD
code**

A Type

Function

Short description

Case

Pin

Sch


St

Mnf

+AAT	-	MAX9724AETC+	Lin-IC	AF PA, 2.7..5.5V, 2x60mW(3V/32Ω), shutdown	QFN-12	38	-	9m	Max
+AAU	-	MAX9724BETC+	Lin-IC	AF PA, 2.7..5.5V, 2x60mW(3V/32Ω), shutdown	QFN-12	38	-	9m	Max
+AAW	-	MAX9718BETB+T	Lin-IC	AF PA, BTL, 2.7..5.5V, 1.4W(5V/4Ω), select shutdown	DFN-10	37	AFP20	9m	Max
+AAX	-	MAX9718CETB+T	Lin-IC	AF PA, BTL, 2.7..5.5V, 1.4W(5V/4Ω), select shutdown	DFN-10	37	AFP20	9m	Max
+AAY	-	MAX9718DETb+T	Lin-IC	AF PA, BTL, 2.7..5.5V, 1.4W(5V/4Ω), select shutdown	DFN-10	37	AFP20	9m	Max
+ABJ	-	MAX9724CETC+	Lin-IC	AF PA, 2.7..5.5V, 2x60mW(3V/32Ω), shutdown	QFN-12	38	-	9m	Max
+ABK	-	MAX9724DETC+	Lin-IC	AF PA, 2.7..5.5V, 2x60mW(3V/32Ω), shutdown	QFN-12	38	-	9m	Max
+ADH	-	MAX9724AEBc+T	Lin-IC	AF PA, 2.7..5.5V, 2x60mW(3V/32Ω), shutdown	BGA-12	39	-	9m	Max
+ADI	-	MAX9724BEBc+T	Lin-IC	AF PA, 2.7..5.5V, 2x60mW(3V/32Ω), shutdown	BGA-12	39	-	9m	Max
+ADX	-	MAX9718BEBL+TG45	Lin-IC	AF PA, BTL, 2.7..5.5V, 1.4W(5V/4Ω), select shutdown	BGA-9	39	AFP54	9m	Max
+ADZ	-	MAX9718CEBL+TG45	Lin-IC	AF PA, BTL, 2.7..5.5V, 1.4W(5V/4Ω), select shutdown	BGA-9	39	AFP54	9m	Max
+AEA	-	MAX9718DEBL+TG45	Lin-IC	AF PA, BTL, 2.7..5.5V, 1.4W(5V/4Ω), select shutdown	BGA-9	39	AFP54	9m	Max
+AEH	-	MAX9724DEBC+T	Lin-IC	AF PA, 2.7..5.5V, 2x60mW(3V/32Ω), shutdown	BGA-12	39	-	9m	Max
+AEV	-	MAX98306ETD+	Lin-IC	AF PA, BTL, 2.7..5.5V, 2x3.7W(5V/4Ω), shutdown	DFN-14	37	-	9a	Max
+AFB	-	MAX9718EEBL+TG45	Lin-IC	AF PA, BTL, 2.7..5.5V, 1.4W(5V/4Ω), select shutdown	BGA-9	39	AFP54	9m	Max
+AFC	-	MAX9718FEBL+TG45	Lin-IC	AF PA, BTL, 2.7..5.5V, 1.4W(5V/4Ω), select shutdown	BGA-9	39	AFP54	9m	Max
+AFD	-	MAX9718GEBL+TG45	Lin-IC	AF PA, BTL, 2.7..5.5V, 1.4W(5V/4Ω), select shutdown	BGA-9	39	AFP54	9m	Max
+AFE	-	MAX9718HEBL+TG45	Lin-IC	AF PA, BTL, 2.7..5.5V, 1.4W(5V/4Ω), select shutdown	BGA-9	39	AFP54	9m	Max
+AGE	-	MAX9724CEBC+T	Lin-IC	AF PA, 2.7..5.5V, 2x60mW(3V/32Ω), shutdown	BGA-12	39	-	9m	Max
+AIN	-	MAX98307ETE+	Lin-IC	AF PA, BTL, class-D, 2.7..6.6V, 3.3W(5V/3Ω), shutdown	QFN-16	38	-	9a	Max
+AIY	-	MAX98309EWL+	Lin-IC	AF PA, BTL, 2.7..5.5V, 1.4W(5V/4Ω), shutdown	BGA-9	39	-	9a	Max
+AIZ	-	MAX98310EWL+	Lin-IC	AF PA, BTL, 2.7..5.5V, 1.4W(5V/4Ω), shutdown	BGA-9	39	-	9a	Max
+ASY	-	MAX9718EETb+T	Lin-IC	AF PA, BTL, 2.7..5.5V, 1.4W(5V/4Ω), select shutdown	DFN-10	37	AFP20	9m	Max
+ASZ	-	MAX9718FETb+T	Lin-IC	AF PA, BTL, 2.7..5.5V, 1.4W(5V/4Ω), select shutdown	DFN-10	37	AFP20	9m	Max
+ATA	-	MAX9718GETb+T	Lin-IC	AF PA, BTL, 2.7..5.5V, 1.4W(5V/4Ω), select shutdown	DFN-10	37	AFP20	9m	Max
+ATB	-	MAX9718HETb+T	Lin-IC	AF PA, BTL, 2.7..5.5V, 1.4W(5V/4Ω), select shutdown	DFN-10	37	AFP20	9m	Max
00	-	RP110L081B	LVR-IC	LDO, 0.8V±1%, 150mA, +CE	DFN1010-4	48vm	VR4	9a	Ric
00	-	XC6224A0817R	LVR-IC	LDO, 0.8V±20mV, 150mA, +CE	USPN-4B02	58vm	VR4	9e	Tor
00	-	XC6229D1211R-G	LVR-IC	LDO, 1.2V±20mV, 300mA, +CE	BGA-4	63ba*	VR4	9a	Tor
01	-	RP110L091B	LVR-IC	LDO, 0.9V±1%, 150mA, +CE	DFN1010-4	48vm	VR4	9a	Ric
01	-	TS4601EJTT	Lin-IC	AF PA, 2.7..5.5V, 2x75mW(5V/16Ω), stand-by, I2C	BGA-16	39	-	9p	Ste
01	-	XC6224A0917R	LVR-IC	LDO, 0.9V±20mV, 150mA, +CE	USPN-4B02	58vm	VR4	9e	Tor
01	-	XC6229D12B1R-G	LVR-IC	LDO, 1.25V±20mV, 300mA, +CE	BGA-4	63ba*	VR4	9a	Tor
01	-	XC6420AB017R-G	LVR-IC	LDO, Dual out, Vout1/Vout2=1.20/1.20V±2%, 150mA, +CE	USPN-6	52xv	VR19	9a	Tor
01	-	XC6420AB01DR-G	LVR-IC	LDO, Dual out, Vout1/Vout2=1.20/1.20V±2%, 150mA, +CE	USP-6B04	73x4	VR19	9a	Tor
011	-	EC49222-1-F	LVR-IC	LDO, Dual out, Vout1/Vout2=3.0V/3.3V±2%, 250mA, +CE	UFN-6	56xv	VR19	9i	Ecm
0113	-	XC6201132DR	LVR-IC	1.3V±2%, 250mA	USP-6B	49hs	VR1	9b	Tor
0114	-	XC6201142DR	LVR-IC	1.4V±2%, 250mA	USP-6B	49hs	VR1	9b	Tor
0115	-	XC6201152DR	LVR-IC	1.5V±2%, 250mA	USP-6B	49hs	VR1	9b	Tor
0116	-	XC6201162DR	LVR-IC	1.6V±2%, 250mA	USP-6B	49hs	VR1	9b	Tor
0117	-	XC6201172DR	LVR-IC	1.7V±2%, 250mA	USP-6B	49hs	VR1	9b	Tor
0118	-	XC6201182DR	LVR-IC	1.8V±2%, 250mA	USP-6B	49hs	VR1	9b	Tor
0119	-	XC6201192DR	LVR-IC	1.9V±2%, 250mA	USP-6B	49hs	VR1	9b	Tor
012	-	EC49222-2-F	LVR-IC	LDO, Dual out, Vout1/Vout2=1.8V/3.0V±2%, 250mA, +CE	UFN-6	56xv	VR19	9i	Ecm
0120	-	XC6201202DR	LVR-IC	2.0V±2%, 250mA	USP-6B	49hs	VR1	9b	Tor
0121	-	XC6201212DR	LVR-IC	2.1V±2%, 250mA	USP-6B	49hs	VR1	9b	Tor
0122	-	XC6201222DR	LVR-IC	2.2V±2%, 250mA	USP-6B	49hs	VR1	9b	Tor
0123	-	XC6201232DR	LVR-IC	2.3V±2%, 250mA	USP-6B	49hs	VR1	9b	Tor
0124	-	XC6201242DR	LVR-IC	2.4V±2%, 250mA	USP-6B	49hs	VR1	9b	Tor
0125	-	XC6201252DR	LVR-IC	2.5V±2%, 250mA	USP-6B	49hs	VR1	9b	Tor
0126	-	XC6201262DR	LVR-IC	2.6V±2%, 250mA	USP-6B	49hs	VR1	9b	Tor
0127	-	XC6201272DR	LVR-IC	2.7V±2%, 250mA	USP-6B	49hs	VR1	9b	Tor
0128	-	XC6201282DR	LVR-IC	2.8V±2%, 250mA	USP-6B	49hs	VR1	9b	Tor
0129	-	XC6201292DR	LVR-IC	2.9V±2%, 250mA	USP-6B	49hs	VR1	9b	Tor
013	-	EC49222-3-F	LVR-IC	LDO, Dual out, Vout1/Vout2=3.0V/3.0V±2%, 250mA, +CE	UFN-6	56xv	VR19	9i	Ecm
0130	-	XC6201302DR	LVR-IC	3.0V±2%, 250mA	USP-6B	49hs	VR1	9b	Tor
0131	-	XC6201312DR	LVR-IC	3.1V±2%, 250mA	USP-6B	49hs	VR1	9b	Tor
0132	-	XC6201322DR	LVR-IC	3.2V±2%, 250mA	USP-6B	49hs	VR1	9b	Tor
0133	-	XC6201332DR	LVR-IC	3.3V±2%, 250mA	USP-6B	49hs	VR1	9b	Tor
0134	-	XC6201342DR	LVR-IC	3.4V±2%, 250mA	USP-6B	49hs	VR1	9b	Tor
0135	-	XC6201352DR	LVR-IC	3.5V±2%, 250mA	USP-6B	49hs	VR1	9b	Tor
0136	-	XC6201362DR	LVR-IC	3.6V±2%, 250mA	USP-6B	49hs	VR1	9b	Tor
0137	-	XC6201372DR	LVR-IC	3.7V±2%, 250mA	USP-6B	49hs	VR1	9b	Tor
0138	-	XC6201382DR	LVR-IC	3.8V±2%, 250mA	USP-6B	49hs	VR1	9b	Tor
0139	-	XC6201392DR	LVR-IC	3.9V±2%, 250mA	USP-6B	49hs	VR1	9b	Tor
014	-	EC49222-4-F	LVR-IC	LDO, Dual out, Vout1/Vout2=1.3V/2.8V±2%, 250mA, +CE	UFN-6	56xv	VR19	9i	Ecm
0140	-	XC6201402DR	LVR-IC	4.0V±2%, 250mA	USP-6B	49hs	VR1	9b	Tor
0141	-	XC6201412DR	LVR-IC	4.1V±2%, 250mA	USP-6B	49hs	VR1	9b	Tor
0142	-	XC6201422DR	LVR-IC	4.2V±2%, 250mA	USP-6B	49hs	VR1	9b	Tor
0143	-	XC6201432DR	LVR-IC	4.3V±2%, 250mA	USP-6B	49hs	VR1	9b	Tor



SECTION 11
D-PAK and I-PAK case SMD semiconductor components



→ 0

1

2

3

4

5

6

7

8

9

A

B

C

D

E

F

G

H

I

J

K

L

M

N

O

P

Q

R

S

T

U

V

W

X

Y

Z

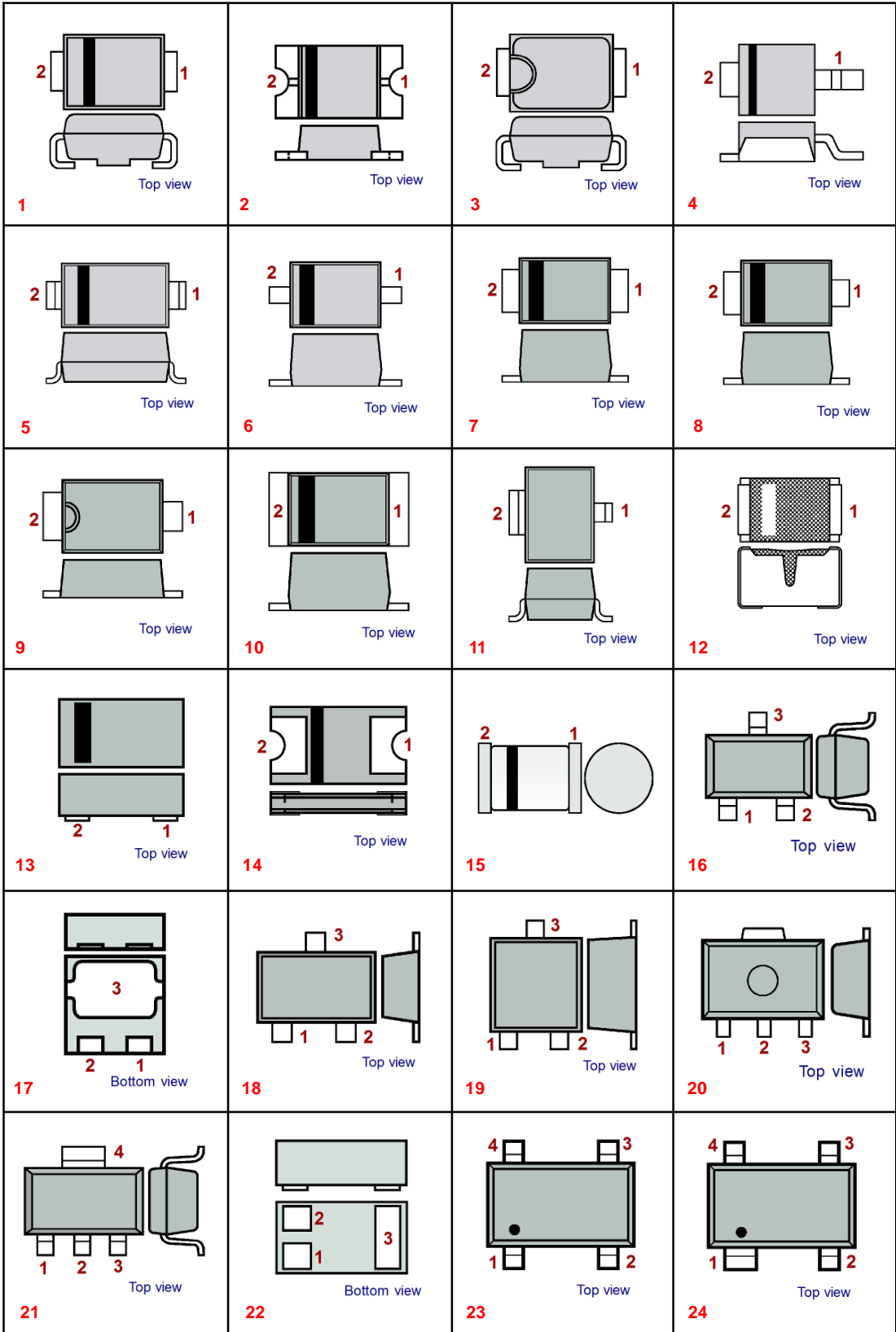
←

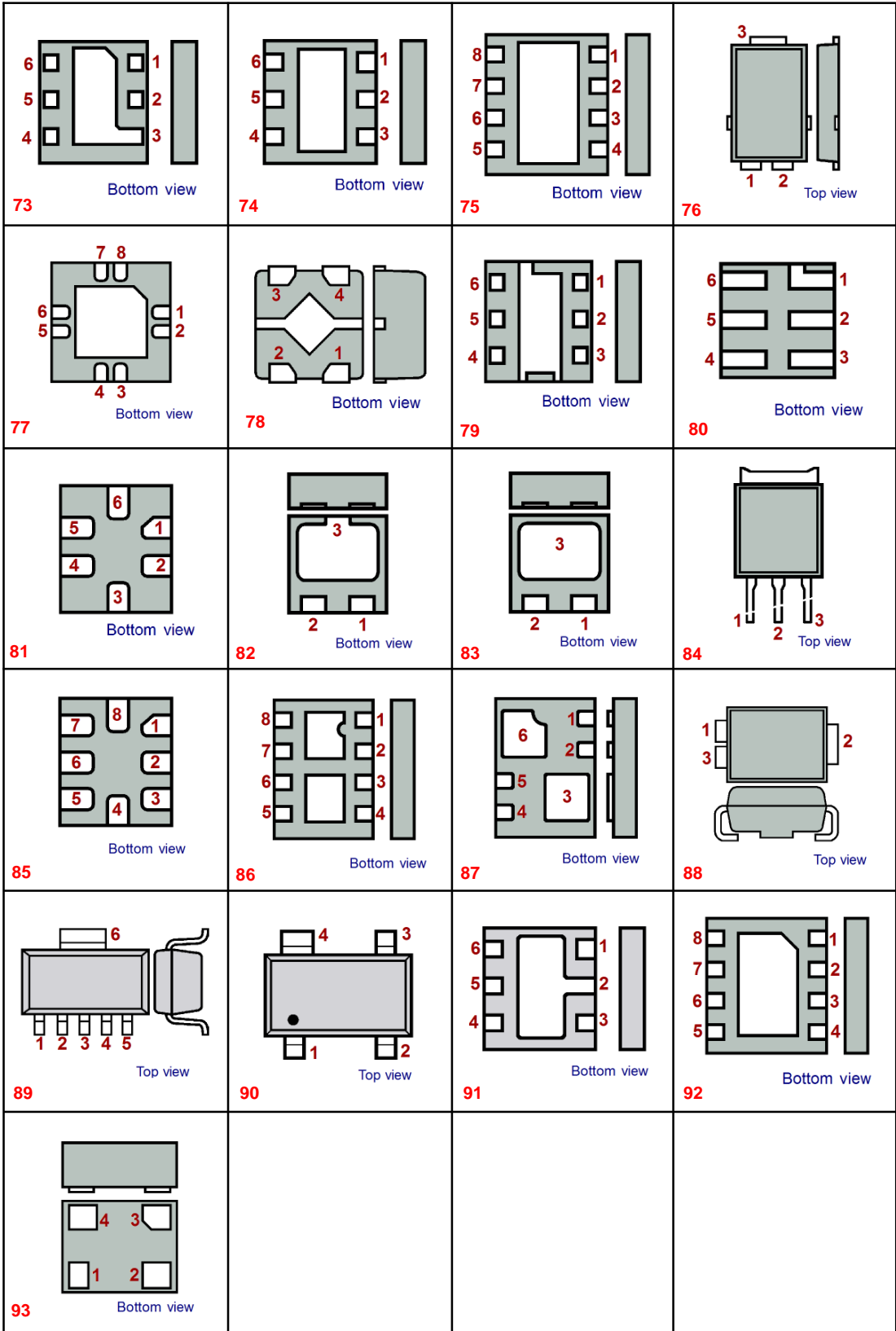
SMD code	Type	Function	Short description	Case	Pin	Sch	St	Mnf
100	XC6503P121JR-G	LVR-IC	LDO, 1.2V±20mV, 500mA	TO-252	68eu	VR1	10a	Tor
101	XC6503P131JR-G	LVR-IC	LDO, 1.3V±20mV, 500mA	TO-252	68eu	VR1	10a	Tor
102	XC6503P141JR-G	LVR-IC	LDO, 1.4V±20mV, 500mA	TO-252	68eu	VR1	10a	Tor
103	XC6503P151JR-G	LVR-IC	LDO, 1.5V±20mV, 500mA	TO-252	68eu	VR1	10a	Tor
104	XC6503P161JR-G	LVR-IC	LDO, 1.6V±20mV, 500mA	TO-252	68eu	VR1	10a	Tor
105	XC6503P171JR-G	LVR-IC	LDO, 1.7V±20mV, 500mA	TO-252	68eu	VR1	10a	Tor
106	XC6503P181JR-G	LVR-IC	LDO, 1.8V±20mV, 500mA	TO-252	68eu	VR1	10a	Tor
107	XC6503P191JR-G	LVR-IC	LDO, 1.9V±20mV, 500mA	TO-252	68eu	VR1	10a	Tor
108	XC6503P201JR-G	LVR-IC	LDO, 2.0V±1%, 500mA	TO-252	68eu	VR1	10a	Tor
109	XC6503P211JR-G	LVR-IC	LDO, 2.1V±1%, 500mA	TO-252	68eu	VR1	10a	Tor
10A	XC6503P221JR-G	LVR-IC	LDO, 2.2V±1%, 500mA	TO-252	68eu	VR1	10a	Tor
10B	XC6503P231JR-G	LVR-IC	LDO, 2.3V±1%, 500mA	TO-252	68eu	VR1	10a	Tor
10C	XC6503P241JR-G	LVR-IC	LDO, 2.4V±1%, 500mA	TO-252	68eu	VR1	10a	Tor
10D	XC6503P251JR-G	LVR-IC	LDO, 2.5V±1%, 500mA	TO-252	68eu	VR1	10a	Tor
10E	XC6503P261JR-G	LVR-IC	LDO, 2.6V±1%, 500mA	TO-252	68eu	VR1	10a	Tor
10F	XC6503P271JR-G	LVR-IC	LDO, 2.7V±1%, 500mA	TO-252	68eu	VR1	10a	Tor
10H	XC6503P281JR-G	LVR-IC	LDO, 2.8V±1%, 500mA	TO-252	68eu	VR1	10a	Tor
10K	XC6503P291JR-G	LVR-IC	LDO, 2.9V±1%, 500mA	TO-252	68eu	VR1	10a	Tor
10L	XC6503P301JR-G	LVR-IC	LDO, 3.0V±1%, 500mA	TO-252	68eu	VR1	10a	Tor
10M	XC6503P311JR-G	LVR-IC	LDO, 3.1V±1%, 500mA	TO-252	68eu	VR1	10a	Tor
10N	XC6503P321JR-G	LVR-IC	LDO, 3.2V±1%, 500mA	TO-252	68eu	VR1	10a	Tor
10N03LA	IPD10N03LA	n-MOSFETe*	LogL, DC/DC-conv, 25V, 30A, 52W, Rds=10.4mΩ(10V), 6.3/18ns	TO-252	68fw	-	10b	Inf
10N03LA	IPF10N03LA	n-MOSFETe*	LogL, DC/DC-conv, 25V, 30A, 52W, Rds=10.4mΩ(10V), 6.3/18ns	TO-252	68fw	-	10b	Inf
10N03LA	IPS10N03LA	n-MOSFETe*	LogL, DC/DC-conv, 25V, 30A, 52W, Rds=10.4mΩ(10V), 6.3/18ns	TO-251	68fw	-	10b	Inf
10N03LA	IPU10N03LA	n-MOSFETe*	LogL, DC/DC-conv, 25V, 30A, 52W, Rds=10.4mΩ(10V), 6.3/18ns	TO-251	68fw	-	10b	Inf
10P	XC6503P331JR-G	LVR-IC	LDO, 3.3V±1%, 500mA	TO-252	68eu	VR1	10a	Tor
10R	XC6503P341JR-G	LVR-IC	LDO, 3.4V±1%, 500mA	TO-252	68eu	VR1	10a	Tor
10S	XC6503P351JR-G	LVR-IC	LDO, 3.5V±1%, 500mA	TO-252	68eu	VR1	10a	Tor
10T	XC6503P361JR-G	LVR-IC	LDO, 3.6V±1%, 500mA	TO-252	68eu	VR1	10a	Tor
10U	XC6503P371JR-G	LVR-IC	LDO, 3.7V±1%, 500mA	TO-252	68eu	VR1	10a	Tor
10V	XC6503P381JR-G	LVR-IC	LDO, 3.8V±1%, 500mA	TO-252	68eu	VR1	10a	Tor
10X	XC6503P391JR-G	LVR-IC	LDO, 3.9V±1%, 500mA	TO-252	68eu	VR1	10a	Tor
10Y	XC6503P401JR-G	LVR-IC	LDO, 4.0V±1%, 500mA	TO-252	68eu	VR1	10a	Tor
10Z	XC6503P411JR-G	LVR-IC	LDO, 4.1V±1%, 500mA	TO-252	68eu	VR1	10a	Tor
110	XC6503P421JR-G	LVR-IC	LDO, 4.2V±1%, 500mA	TO-252	68eu	VR1	10a	Tor
111	XC6503P431JR-G	LVR-IC	LDO, 4.3V±1%, 500mA	TO-252	68eu	VR1	10a	Tor
1117	LT1117CM	LVR-IC	LDO, Adjustable 1.5..15V, 800mA	D-PAK	68wc	VR20	10a	Ltc
11172	LT1117CM-2.85	LVR-IC	LDO, 2.85V±1%V, 800mA	D-PAK	68wb	VR1	10a	Ltc
11173	LT1117CM-3.3	LVR-IC	LDO, 3.3V±1%, 800mA	D-PAK	68wb	VR1	10a	Ltc
11175	LT1117CM-5	LVR-IC	LDO, 5.0V±1%, 800mA	D-PAK	68wb	VR1	10a	Ltc
112	XC6503P441JR-G	LVR-IC	LDO, 4.4V±1%, 500mA	TO-252	68eu	VR1	10a	Tor
113	XC6503P451JR-G	LVR-IC	LDO, 4.5V±1%, 500mA	TO-252	68eu	VR1	10a	Tor
114	XC6503P461JR-G	LVR-IC	LDO, 4.6V±1%, 500mA	TO-252	68eu	VR1	10a	Tor
115	XC6503P471JR-G	LVR-IC	LDO, 4.7V±1%, 500mA	TO-252	68eu	VR1	10a	Tor
116	XC6503P481JR-G	LVR-IC	LDO, 4.8V±1%, 500mA	TO-252	68eu	VR1	10a	Tor
117	XC6503P491JR-G	LVR-IC	LDO, 4.9V±1%, 500mA	TO-252	68eu	VR1	10a	Tor
117-2	NCP1117DT20T3	LVR-IC	LDO, 2.0V±1%, 800mA	D-PAK	68wb	VR1	10g	Ons
117-2V	NCV1117DT20T3	LVR-IC	LDO, 2.0V±1%, 800mA	D-PAK	68wb	VR1	10g	Ons
117-5	NCP1117DT50T3	LVR-IC	LDO, 5.0V±1%, 800mA	D-PAK	68wb	VR1	10g	Ons
117-5V	NCV1117DT50T3	LVR-IC	LDO, 5.0V±1%, 800mA	D-PAK	68wb	VR1	10g	Ons
117AJ	NCP1117DTAT3	LVR-IC	LDO, Adjustable 2..12V, 800mA	D-PAK	68wc	VR20	10g	Ons
117AJV	NCV1117DTAT3	LVR-IC	LDO, Adjustable 2..12V, 800mA	D-PAK	68wc	VR20	10g	Ons
118	XC6503P501JR-G	LVR-IC	LDO, 5.0V±1%, 500mA	TO-252	68eu	VR1	10a	Tor
1182	2SB1182PT	Si-pnp	AF, Sw, 32V, 2A, B=82..390, 100MHz	D-PAK	68tb	-	10a	Chm
120	XC6503P12AJR-G	LVR-IC	LDO, 1.25V±20mV, 500mA	TO-252	68eu	VR1	10a	Tor
121	XC6503P13AJR-G	LVR-IC	LDO, 1.35V±20mV, 500mA	TO-252	68eu	VR1	10a	Tor
122	XC6503P14AJR-G	LVR-IC	LDO, 1.45V±20mV, 500mA	TO-252	68eu	VR1	10a	Tor
123	XC6503P15AJR-G	LVR-IC	LDO, 1.55V±20mV, 500mA	TO-252	68eu	VR1	10a	Tor
124	XC6503P16AJR-G	LVR-IC	LDO, 1.65V±20mV, 500mA	TO-252	68eu	VR1	10a	Tor
125	XC6503P17AJR-G	LVR-IC	LDO, 1.75V±20mV, 500mA	TO-252	68eu	VR1	10a	Tor
126	XC6503P18AJR-G	LVR-IC	LDO, 1.85V±20mV, 500mA	TO-252	68eu	VR1	10a	Tor
127	XC6503P19AJR-G	LVR-IC	LDO, 1.95V±20mV, 500mA	TO-252	68eu	VR1	10a	Tor
128	XC6503P20AJR-G	LVR-IC	LDO, 2.05V±1%, 500mA	TO-252	68eu	VR1	10a	Tor
129	XC6503P21AJR-G	LVR-IC	LDO, 2.15V±1%, 500mA	TO-252	68eu	VR1	10a	Tor
12A	XC6503P22AJR-G	LVR-IC	LDO, 2.25V±1%, 500mA	TO-252	68eu	VR1	10a	Tor
12B	XC6503P23AJR-G	LVR-IC	LDO, 2.35V±1%, 500mA	TO-252	68eu	VR1	10a	Tor
12C	XC6503P24AJR-G	LVR-IC	LDO, 2.45V±1%, 500mA	TO-252	68eu	VR1	10a	Tor
12D	XC6503P25AJR-G	LVR-IC	LDO, 2.55V±1%, 500mA	TO-252	68eu	VR1	10a	Tor
12E	XC6503P26AJR-G	LVR-IC	LDO, 2.65V±1%, 500mA	TO-252	68eu	VR1	10a	Tor
12F	XC6503P27AJR-G	LVR-IC	LDO, 2.75V±1%, 500mA	TO-252	68eu	VR1	10a	Tor



SECTION 12
Conventional case drawings. Pin assignment































SECTION 13
Pinout (table)

	PIN 1	PIN2	PIN3	PIN4	PIN5	PIN6	PIN7	PIN8
a0	GND	Output	Vcc	+Input	-Input	-	-	-
a1	GND	GND	Input	GND	GND	Vcc/Output	-	-
a2	N/C	Anode	Cathode	N/C	Adjust	-	-	-
a3	CE	GND	Vinput	Voutput	Adjust	N/C	-	-
a4	CE	Vinput	Voutput	Switch	GND	Feedback	-	-
a7	CE	GND	SSC	Vinput	Voutput	-	-	-
a8	TEST	GND	Tdet	N/C	Vcc	-	-	-
a9	Tdet	GND	TEST	Vcc	-	-	-	-
aa	Input	GND	Vcc/Output	GND	-	-	-	-
ab	Input	GND	GND	Output	GND	Vcc	-	-
ac	Vcc	GND	Input	GND	GND	Output	GND	GND
ad	Input	GND	Vcc	Output	GND	-	-	-
ae	Input	Vcc	GND	Output	GND	GND	-	-
af	N/C	Vinput	N/C	GND	N/C	Voutput	N/C	N/C
ag	Contact	Contact	N/C	-	-	-	-	-
ah	Emitter	Emitter	Base	Emitter	Emitter	Collector	-	-
ai	GND	Vcc	Input	Output	-	-	-	-
aj	GND	Vcc/Vout	GND	Input	-	-	-	-
ak	N/C	Cathode	Anode	-	-	-	-	-
am	Vcc/Output	GND	Input	GND	-	-	-	-
an	Output	GND	Input	Vcc	GND	-	-	-
ao	Cath(Anode)	N/C	Cath(Anode)	A(Cath)	-	-	-	-
ap	Cathode	N/C	Cathode	Anode	-	-	-	-
aq	Contact	N/C	Contact	-	-	-	-	-
ar	Contact	Contact	-	-	-	-	-	-
ba	Anode/Cath	Anode/Cath	-	-	-	-	-	-
ba*	A1=GND	A2=Voutput	B1=CE	B2=Vinput	-	-	-	-
bb	Cathode1	Cathode2	Cathode3	Anode3	Anode2	Anode1	-	-
bd	Cathode	Cathode	Anode	-	-	-	-	-
bd*	A1=GND	Vcc	Reset	MR	-	-	-	-
be*	A1=CE	A3=Cb	B2=GND	C1=Vout	C3=Vinput	-	-	-
bf*	A1=Output L	A2=GND	A3=Output R	B1=Input L	B3=Input R	C1=Shtdwn	C2=Vcc	C3=Cext
bg	Cathode1	Cathode2	Anode2	N/C	Anode1	-	-	-
bg*	A1=GND	A2=CE	B1=Voutput	B2=Vinput	-	-	-	-
bh	Anode1	Com. Cath.	Anode2	Anode3	Anode4	-	-	-
bh*	A1=GND	A3=CE	B2=Cb	C1=Vout	C3=Vinput	-	-	-
bi	Anode	Cathode	Anode	Anode	Cathode	Anode	-	-
bm1	N/C	Cout	Dout	GND	V+	V-	-	-
bm2	V-	V+	GND	Dout	Cout	-	-	-
bn	OVP	Vinput	CE	A GND	N/C	Feedback	S w	P GND
bp	Cathode	Cathode	Anode	Anode	Cathode	Cathode	-	-
bq	GND	Voutput	Lx	-	-	-	-	-
br	GND	Voutput	Ext	-	-	-	-	-
bs	Anode1	Com. Cath	Anode2	Com. Cath	-	-	-	-
bt	Cathode1	N/C	Cathode2	Com A	-	-	-	-
bu	Anode1	N/C	Anode2	Com. Cath	-	-	-	-
bv	Anode1	N/C	Cathode2	Cath1/A2	-	-	-	-
b w	Anode1	Com. Cath.	Anode2	Anode3	ComCath	Anode4	-	-
bx	Anode1	K1/A2	Cathode2	Cathode3	A3/K4	Anode4	-	-
by	Cathode1	A1/K2	Anode2	Cathode3	A3/K4	Anode4	-	-
bz	Cathode	Anode	Cathode	-	-	-	-	-
c1	CE	Vinput	N/C	GND	Lx	-	-	-
c2	Sense	Vinput	N/C	GND	Lx	-	-	-
c3	N/C	Voutput	CE	Ext	GND	-	-	-
c4	N/C	Vinput	Voutput	Ext	GND	-	-	-
cb	Vcc	Shutdown	Input L	Output L	GND	Output R	Input R	Cext
cc	Reset	MR	GND	Vcc	-	-	-	-
cd	K1/A2/K3	Cathode2	Anode3	Anode1	-	-	-	-
ce	Cathode1	Cathode2	Anode2	Anode1	-	-	-	-
cf	GND	Vinput	Vinput	Vinput	Voutput	Voutput	Voutput	N/C
cg	GND	Voutput	Vinput	-	-	-	-	-
ch	Voutput	GND	Vinput	-	-	-	-	-

SECTION 14
SMD-code marking attribute



 <p>aa</p>	 <p>ab</p>	 <p>ac</p>	 <p>ad</p>
 <p>ae</p>	 <p>af</p>	 <p>ag</p>	 <p>ah</p>
 <p>ai</p>	 <p>aj</p>	 <p>ak</p>	 <p>am</p>
 <p>an</p>	 <p>ao</p>	 <p>ap</p>	 <p>aq</p>
 <p>ar</p>	 <p>as</p>	 <p>at</p>	 <p>au</p>
 <p>av</p>	 <p>aw</p>	 <p>ax</p> <p>Production year Production month (specific mark, see datasheet)</p>	 <p>ay</p> <p>Production year Production month (specific mark, see datasheet)</p>



SMD code blue

az



SMD code white

ba



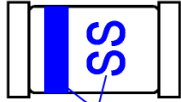
SMD code yellow

bb



SMD code red

bc



SMD code and cathode band blue

bd




SMD code and cathode band pink

be




SMD code and cathode band white


bf



bg



bh



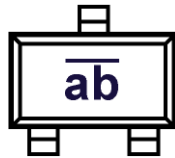
bi




bj



bk



bm



bo




bp




bq



br



bs



bt



LN-lot number
L=A to Z(I, O, X excepted)
N=0...9

bu



LN-lot number
L=A to Z(I, O, X excepted)
N=0...9

bv



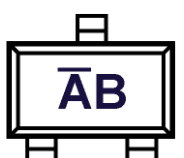
LN-lot number
L=0...9
N=A to Z(I, O, X excepted)

bw



LN-lot number
L=0...9
N=A to Z(I, O, X excepted)

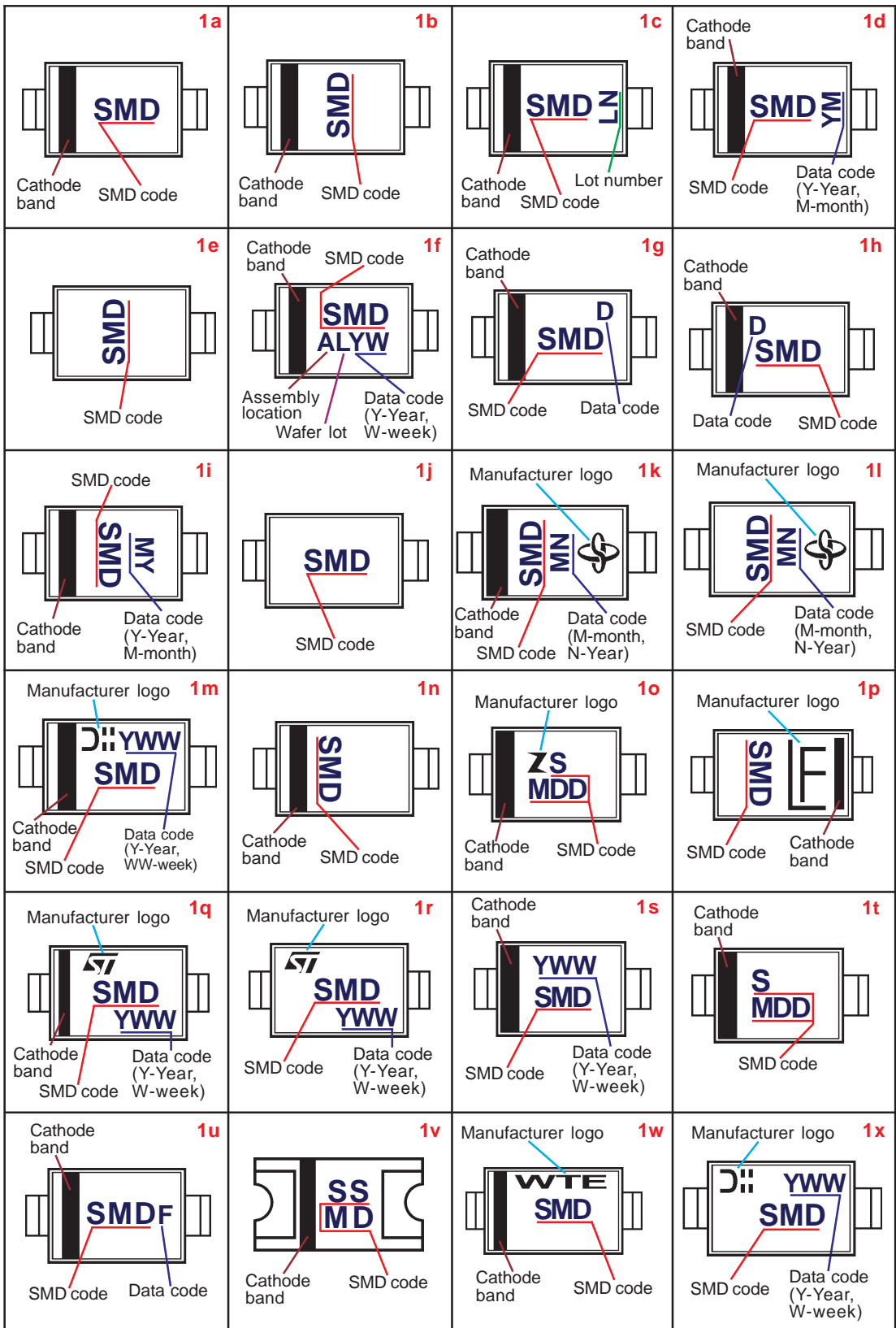
bx



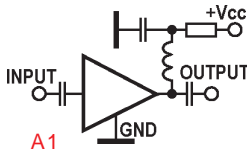
by

SECTION15
SMD-code marking style

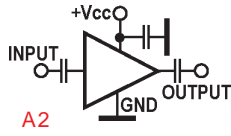




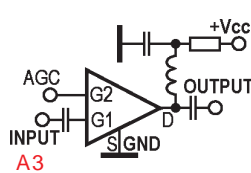
SECTION 16
Sample schematic diagram



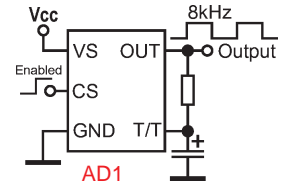
A1



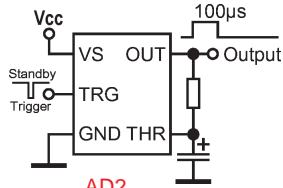
A2



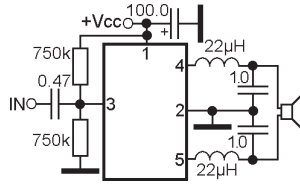
A3



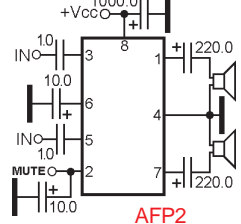
AD1



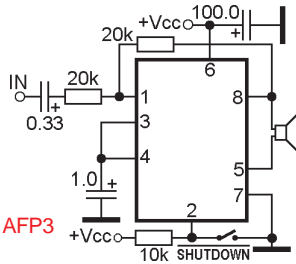
AD2



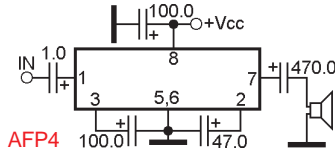
AFP1



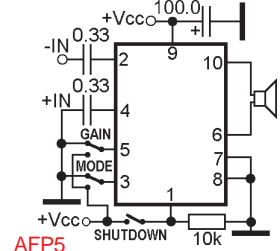
AFP2



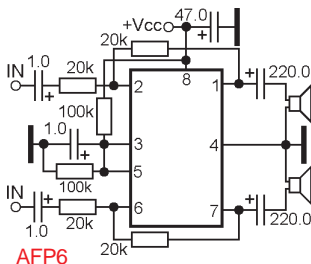
AFP3



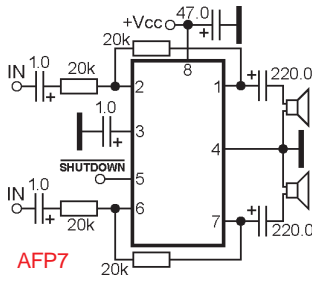
AFP4



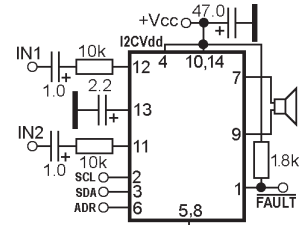
AFP5



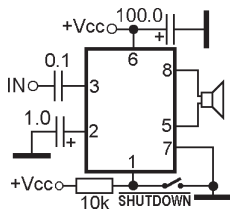
AFP6



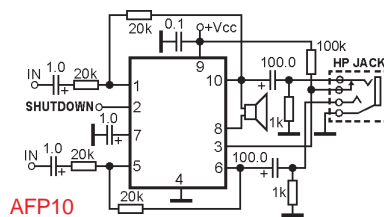
AFP7



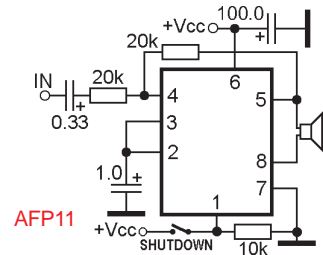
AFP8



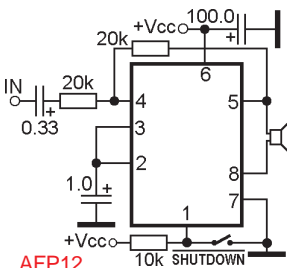
AFP9



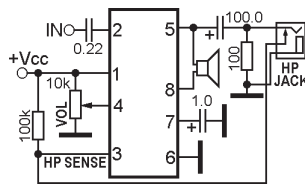
AFP10



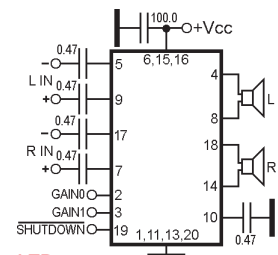
AFP11



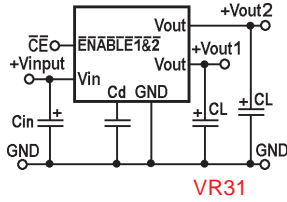
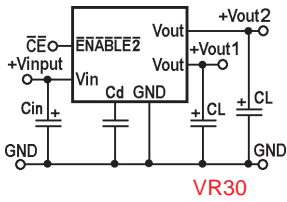
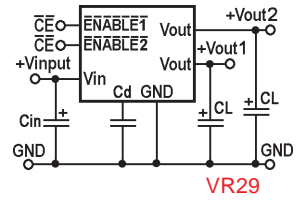
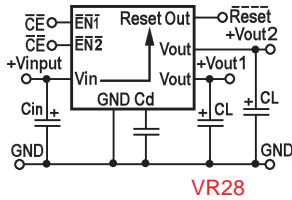
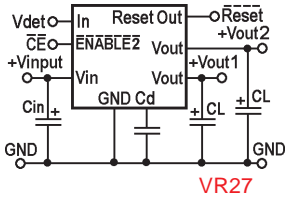
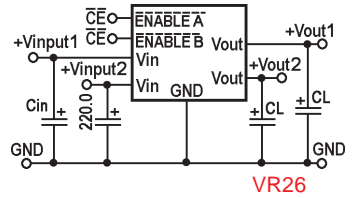
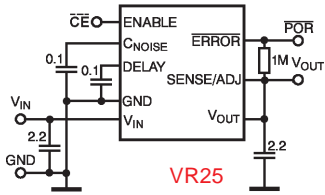
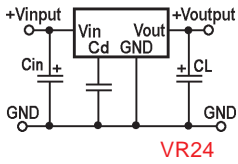
AFP12



AFP13



AFP14



SECTION17
Adittional SMD info



Besides SMD code manufacturers can place additional information such as **internal production lot number**, **traceability code**, **data of production**, **assembly location** etc. The additional info is an arbitral position and arbitral content (depending of the manufacturer) and can be alphanumeric symbol (symbols) or graphic symbol. Below we present some additional info.

Lot number.

Manufacturer: **Elm (ELM Technology Corporation):**

Rules 1 (for ODO voltage detectors)

Symbol 1 - A to Z(I, O, X excepted)

Symbol 2 - 0 to 9

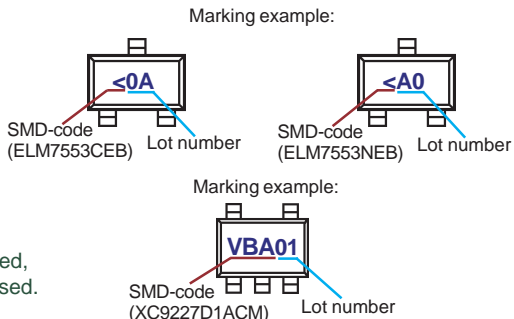
Rules 2 (for PPO voltage detectors)

Symbol 1 - 0 to 9

Symbol 2 - A to Z(I, O, X excepted)

Manufacturer: **Tor (Torex Semiconductor LTD):**


01~09, 0A~0Z, 11~9Z, A1~A9, AA~AZ, B1~ZZ repeated, (G, I, J, O, Q, W excluded.) * No character inversion used.



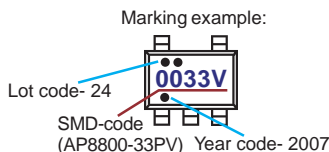
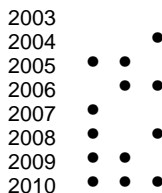
Production data

Manufacturer: **Anw (Anwell Semiconductor Corp.)**

Dot above product code: Lot Code:



Dot under product code: Year Code:



Manufacturer: **Ape (Advanced Power Electronics Corp.)**

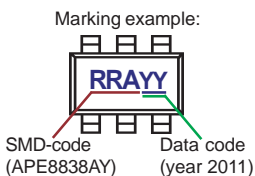
Code Year

YY 2004, 2008, 2012

YY 2003, 2007, 2011

YY 2002, 2006, 2010

YY 2001, 2005, 2009



Manufacturer: **Axl (AXElite Technology Co., Ltd)**

Code Year Code Week

7 2007 A...Z 1...26

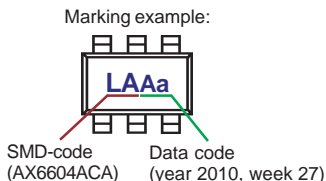
8 2008 a...z 27...52

9 2009

A 2010

B 2011

C 2012



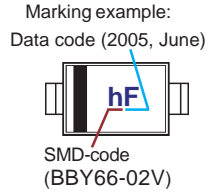
Manufacturer: **Di (Diodes Inc.)**

Y : Year : 0~9XXX

W : Week : A~Z : 1~26 week; a~z : 27~52 week; z represents 52 and 53 week

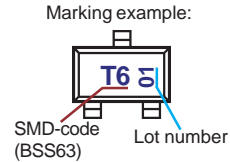
Manufacturer: **Inf (Infineon Technologies AG)**

Month	Year											
	2003	2004	2005	2006	2007	2008	2009	2010	2011	2012	2013	2014
01	a	p	A	P	a	p	A	P	a	p	A	P
02	b	q	B	Q	b	q	B	Q	b	q	B	Q
03	c	r	C	R	c	r	C	R	c	r	C	R
04	d	s	D	S	d	s	D	S	d	s	D	S
05	e	t	E	T	e	t	E	T	e	t	E	T
06	f	u	F	U	f	u	F	U	f	u	F	U
07	g	v	G	V	g	v	G	V	g	v	G	V
08	h	x	H	X	h	x	H	X	h	x	H	X
09	j	y	J	Y	j	y	J	Y	j	y	J	Y
10	k	z	K	Z	k	z	K	Z	k	z	K	Z
11	l	2	L	4	l	2	L	4	l	2	L	4
12	n	3	N	5	n	3	N	5	n	3	N	5



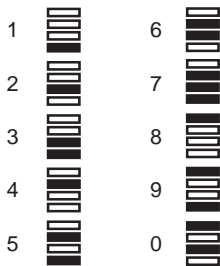
Manufacturer: **Kec (Korea Electronics Co. Ltd.)**

Year	Marking (Week)		Periode (Year)	
1 st Year (2006)	01	02 ... 51 52	2006-2010-2014...	
2 nd Year (2007)	0A	0B ... 5A 5B	2007-2011-2015...	
4 rd Year (2008)	J1	J2 ... E1 E2	2008-2012-2016...	
4 th Year (2009)	JA	JB ... EA EB	2009-2013-2017...	

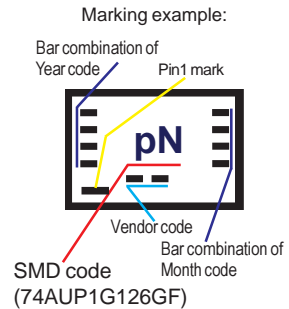
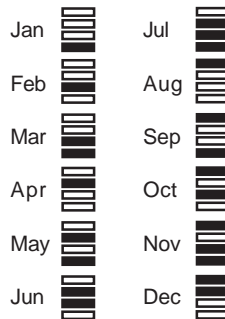


Manufacturer: **Nxp (NXP Semiconductors)**

Year codes are indicated by a four-segment bar code on left of case:
Last Digit of Year:



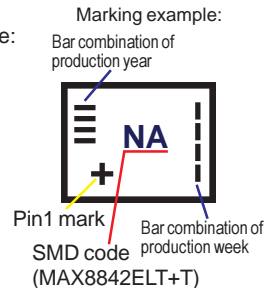
Month codes are indicated by a four-segment bar code on right of case:
Last Digit of Month:



Manufacturer: **Max (Maxim Integrated Products)**

Year codes are indicated by a four-segment horizontal bar code on left of case:
2005 2006 2007 2008 2009 2010 2011 2012 2013 2014

Week codes are indicated by a four-segment vertical bar code on left of case:
06-11 12-17 18-23 24-29 30-35 36-41 42-47 48-51 52-05



Manufacturer: **Pti (Pericom Tecnology Inc.)**

Year	W	Year	W	Year	W	Year	W	Year	W	Year	W
2005	P 1	A	2006	R 1	A	2007	T 1	A	2008	V 1	A
2005	P 2	B	2006	R 2	B	2007	T 2	B	2008	V 2	B
2005	P 3	C	2006	R 3	C	2007	T 3	C	2008	V 3	C
2005	P 4	D	2006	R 4	D	2007	T 4	D	2008	V 4	D
2005	P 5	E	2006	R 5	E	2007	T 5	E	2008	V 5	E
2005	P 6	F	2006	R 6	F	2007	T 6	F	2008	V 6	F
2005	P 7	G	2006	R 7	G	2007	T 7	G	2008	V 7	G
2005	P 8	H	2006	R 8	H	2007	T 8	H	2008	V 8	H
2005	P 9	I	2006	R 9	I	2007	T 9	I	2008	V 9	I
2005	P 10	J	2006	R 10	J	2007	T 10	J	2008	V 10	J
2005	P 11	K	2006	R 11	K	2007	T 11	K	2008	V 11	K
2005	P 12	L	2006	R 12	L	2007	T 12	L	2008	V 12	L
2005	P 13	M	2006	R 13	M	2007	T 13	M	2008	V 13	M
2009	X 1	A	2009	X 2	B	2009	X 3	C	2009	X 4	D
2009	X 5	E	2009	X 6	F	2009	X 7	G	2009	X 8	H
2009	X 9	I	2009	X 10	J	2009	X 11	K	2009	X 12	L
2009	X 13	M	2009	X 1	A	2009	X 2	B	2009	X 3	C


SECTION 18
Case drawings




 0402 0603 0503 1005	 0402S 0805S 0503S 1206S	 0805 1206	 1408
 1607 SMA SMA-1	 1F 2F 3-4D1A	 1F1A SOD-123 SOD-323	 2025 CP CPH3
 2-2H1A 2-2H1B	 2-2K1A 2-2K1B	 403 403A 403A-03 403B-01 403C 403D-2	 BGA-4 UCSP-4
 BGA-5 WCSP-5 WLCSP-5	 BGA-6 μBGA-6 WCSP-6	 BGA-8 μBGA-8 MBGA-8 WCSP-8	 BGA-9
 BGA-10	 BGA-12	 BGA-14	 BGA-15
 BGA-16	 BGA-18	 BGA-20	 BGA-24

 BGA-25	 BGA-29	 BGA-30	 BGA-36
 BGA-42	 BGA-48	 BGA-49	 CL-2025
 CMPAK CPA MCP3	 CMPAK-4 MPAK-4	 SC-70-5 SC-70-5L SC-88A	 CMPAK-6
 CP4 SMQ USQ	 CP-8	 CP-16	 D-2PAK TO-252 D-PAK TO-263
 DFN-6 DFN-6L LLP-6	 DFN-8 DFN-8 2x2 DFN-8 3x3	 DFN-10 DFN2527-10 TDFN-10	 DFN-10-4
 DFN-12	 SOD-882T DFN1006-2 GMD2 QFN TSLP2-1 TSSLP-2-1 ULP-2	 DFN1006-3 ML3 ML3-N2 SOT-883 SOT-883L TSLP-3	 DFN1010 μQFN QFN-6


			
DFN1010-4 MLF-4 USPQ-4B03	DFN1212-6 SOT1115 DFN1212-6F SOT1202 DFN1410 SOT886	DFN1216-8 DFN2020-8 PLP2020-8	DFN1310-6
			
DFN-14 TDFN-14	DFN1411-3	DFN-16	DFN1612-4 PLP1612-4 USP-4 USP-4D LLP-4
			
DFN1616-6 DFN1616-6B	DFN1820-6 PLP2514-6	DFN2020-6 PLP1616-6	DFN2020-B3 WFBFP-03B
			
DO-214AA DO-214AC DO-214AB DO-214BA	DO-215AA DO-215AB	DO-216	DO-219AA S-Mini SD SSMINI2 SFP SSSMINI2
			
DO-220	DS-123 PowDI123 PowDI323 USF	ECSP1006-2T SOT-882 TSLP-2-1	EFP SMini2-F3 PMDU SOD-323FL SCD-80 SOD-523FL
			
EM3 Mini3-G1 Minit3-F1 SC-59A SC-70-3 SC-70-3L	EMT3F MCPH3 SOT-523F SC-89 SST	EMT5 ESV SON-5 SMini5 SOT-553	EMT6 SMM-6 HSNT-6 SON1612-6 HSON-6 SON-6

 <p>ES6 FS6</p>	 <p>ESC SC-79 SMB-F</p>	 <p>SOD-723A SOD-923 SOD-923FL</p> <p>ESM SON1408-3 SOT-323F</p>	 <p>SOT-490 SSFP TSFP-3</p> <p>F2 LRP Mini Power SC</p>
 <p>FBPD-723 FBPT-523 FBPT-723 FBPT-923 USP-3</p>	 <p>FC-5</p>	 <p>FG873 LLP-X</p>	 <p>fSM SOT-923 VMN3</p> <p>TFSM</p>
 <p>HD DIP SC-82SA SOP-4</p>	 <p>HSNT-4</p>	 <p>HSNT-6A</p>	 <p>HSOP-6J</p>
 <p>HTSSOP-54</p>	 <p>HVSOF5 SOT-665</p>	 <p>HVSOF6</p>	 <p>LL-34</p>
 <p>LLD SOD-80 SOD-80C</p>	 <p>LQ-8</p>	 <p>LQFN-24 TQFN-24</p>	 <p>LQFN-32</p>
 <p>LQFP-24 QFN-24</p>	 <p>MCP MPAK SC-59</p>	 <p>MCPH5 MPAK-5</p> <p>SC-59-5 SC-74A SOT753</p>	 <p>M-FLAT S-FLAT</p> <p>SMF SOD-123S</p>


 MicroSMP SMA-S	 ML4 ML4-N1 TSLP-4-4	 MLF-6	 MLF-6A
 MLF-8	 MLF-10 MLF-10L	 MLF-12	 MLP33
 MLP35 TLM833	 MP	 MP2	 MPAK-4R SOT-143 SC-82AB SOT-143B
 MPAK-6 SC-74R SC-70-6 SC-88 SC-74 SC-95	 MPAK-8 S8 SM8 SOP-8 SOP-8EP	 MPT3 SOT-89-3L PCP SOT-89-3L SOT-89 UPAK	 MSOP-6 TSOT-23-6L TSOT-23-6 US6
 MS8 MSOP-8B MSOP-8 MSOP-8L MSOP-8A SOT765-1	 MSOP-10 SSOP-10	 MW4	 MW6
 PLP1820-6 USP-6C USP-6B USP-6EL	 QFN-8	 QFN-12 TQFN-12	 QFN-16 TQFN-16



QFN-20
TQFN-20



QFN-32



QFN-44



SC-76



SC-78 SMCP
SC-90 SMD3



SC-82 SOT-143R
SC-82-4 SOT-343R



SC-82S



SCT-595



SM6 SOT-23-6
SMini6 SOT-23-6L
SOP-6 SOT-23-6W



SMA-F SOD-123H
SOD-123F SOD-123L



S-Mini2




S-Mini3-G1



SMPAK SST3
SMT3 TSM
SPT TSMT3




SMV SOT-23-5L
SO5-1 SOT-23-5T
SOT-23-5 SOT-25



SNT-4
SNT-4A



SNT-6A



SNT-8A
SON-8
VSON-8



SOD-6
SOD-15
SOD-106



SOD-110




SOD-123FL SOD-323F
SOD-123HE SOD-323HE
SOD-123W SOD-323-S



SOD-323
URP VMN
USC VSC



SOD-523
SOD-723
SOD-723FL



SON-4



SOP-10

 SOP-12	 SOP-14 SSOP-14 TSSOP-14	 SOP-16 TSSOP-16 SOP-16L TSSOP-16EP	 SOP-20 TSSOP-20 TSSOP-20EP
 SSOP-24 TSSOP-24	 TSSOP-28EP	 SOD-882	 SOT-23 SOT-23-3L SOT-23F SOT-23C-3 SOT-23L
 SOT-23L-6 SOT-26W SOT-26 SOT-363 SOT-26R SOT-457	 SOT-28 SSOP-8 SOT-23-8 SSOP-8-P SOT-23L-8 TSSOP-8	 SOT-89-5 SOT-89-5L	 SOT-223
 SOT-223-5	 SOT-223-5A	 SOT-343 SSOT-24	 SOT-346 SOT-416 TSOT-23 SOT-523 TSOT23-3L
 SOT-353 SSOP-5 SOT-353-1 SSOP-5-P	 SOT505-2 TS6 TSOP-6	 SOT-543	 SOT-553-6 SOT-666 SOT-563 TES6 SOT-563-6 TFS6
 SOT-663 TESM SOT-723 T-USM	 SOT833-1 SOT891 SOT1116 SOT1089 SOT1203	 SOT902-1	 SOT996-2

 <p>SOT-1226</p>	 <p>SSMini5</p>	 <p>SS-MiniF SSSMini3 SSSMini3-F1</p>	 <p>TESV VSOF-5 TFSV VSON-5</p>
 <p>TFSC TUMD2 UFP TURP-FM VMD2</p>	 <p>TO-251 TO-262</p>	 <p>TO-252-5</p>	 <p>TO-277A</p>
 <p>TSFP-4</p>	 <p>TSOP-5 TSOT-25 TSOT-23-5 TSV TSOT-23-5L USV</p>	 <p>UDFN-6 USPN-6</p>	 <p>UltraMite</p>
 <p>UMD2</p>	 <p>UMD3 USM UMT3 VMD3</p>	 <p>UMT3F VMT3 VSM</p>	 <p>US8 VSSOP-8</p>
 <p>USP-6B04</p>	 <p>WDFN-6 WDFN-6L</p>	 <p>WDFN-8</p>	 <p>USPN-4 USPN-4B02</p>



SECTION 19
Manufacturers logos and URL



Aat- Advanced Analog Technology

<http://www.aatech.com.tw/index.aspx>



Ad- Analog Devices

<http://www.analog.com>



Adt- ADDtek

<http://www.addmtek.com/Index.htm>



Agi- Agilent Technologies

www.semiconductor.agilent.com



Aic- Analog Integrations Corporation

<http://www.analog.com.tw>



Ali- Alliance Semiconductor

<http://www.alsc.com>



All- Allegro MicroSystems Inc.

<http://www.allegromicro.com>



Ame- AME, Inc.

www.ame.com.tw



Ams- AMOS Technology Limited

<http://www.amos-tech.com>



Amz- Amazing Microelectronic

<http://www.amazingIC.com>



Ana- Anachip Corp.

www.anachip.com.tw



Anp- Anpec Electronics Corp.

www.anpec.com.tw



Ans- AnaSem Inc.

<http://www.anasem.net/>



Ant- Advanced Analogic Technologies, Inc.

<http://www.analogictech.com>



Anw- Anwell Semiconductor Corp.

<http://www.ansc.com.tw/>



Aom- Alpha & Omega Semiconductor

<http://www.aosmd.com/>



Aot- IRICO AOTOM (Hong Kong) Holdings Co., Ltd.

<http://www.aotom.com>



Ape- Advanced Power Electronics Corp.

<http://www.a-power.com.tw/index.aspx>



Ask- AKM Semiconductor Inc.

<http://akm.com/index.asp>



Asm- Austria microsystems AG

<http://www.austriamicrosystems.com>



Atr- Aimtron
<http://www.aimtron.com.tw>



Auk- AUK Semiconductor Corp.
<http://www.auk.co.kr>



Avi- Avic Electronics Corp.
<http://www.avictek.com>



Awn- Awinic Technology
<http://www.awinic.com.cn/Product.aspx>



Axl- AXEelite Technology Co., Ltd
www.axelite.com.tw/



Axp- Analog Express Corp.
<http://www.analogexpress.com>



Bb- Burr-Brown Corp.
<http://www.burr-brown.com>



Bcd- BCD Semiconductor Manufacturing Limited
<http://www.bcdsemi.com/en/index.aspx>



Brn- Bourns, Inc.
<http://www.bourns.com/>



Brw- Brightwell Technology Ltd
(There is no accesible information)



Bts- Bytesonic Corporation
<http://www.bytesonic.com>



Cal- Calogic, LLC
<http://www.calogic.net/>



Can- Canaan Microelectronics Corp. Ltd.
<http://www.canaan-micro.com>



Cdi- Continental Device India Limited
<http://www.cdil.com>



Cel- California Eastern Laboratories
<http://www.cel.com>



Cen- Central Semiconductor Corp.
<http://www.centalsemi.com>



Cer- Ceramite Technical Co., Ltd.
<http://www.ceramite.com.tw>



Chm- Chenmko Enterprise Co., Ltd.
<http://www.chenmko.com/>



Cmc- Comchip Technology Corporation
<http://www.comchip.com.tw/>



Cme- Chipstar Microelectronics
<http://www.chipstar-ic.com>



Sur- Supge Components Inc.
<http://www.surgecomponents.com>



Sus- SynSemi, Inc.
<http://www.synsemi.com/>



Syn- Sync Power Corp.
<http://www.syncpower.com/>



Tac- Tak Cheong Semiconductor Co., Ltd.
<http://www.takcheong.com/en/index.asp>



Tfk- Temic Telefunken microelectronic GmbH
<http://www.temic.de>



Ti- Texas Instruments
<http://www.ti.com>



Tok- Toko America, Inc.
<http://www.tokoam.com>



Tor- Torex Semiconductor Ltd.
<http://www.torex.co.jp>



Tos- Toshiba Corporation
<http://www.toshiba.com>



Trs- Transys Electronics Ltd.
<http://www.transyselectronics.com>



Tsc- Taiwan Semiconductor Company, Ltd.
<http://www.taiwansemi.com>



Ttr- TAITRON Components Incorporated
www.taitroncomponents.com



Utc- Unisonic Technologies Co., Ltd.
<http://www.unisonic.com.tw>



Vs- Vishay Semiconductor GmbH
<http://www.vishay.com>



Wjc - WJ Communications, Inc.
<http://www.wj.com>



Wte- Won-Top Electronics Co., Ltd.
<http://www.wontop.com>



Wtr- Weitron Technology Co., Ltd
http://www.weitron.com.tw/e_main.html



Xpt- Tshen Zhen Xptek Technology Co., Ltd.
<http://www.xptek.com.cn>



Ybn- Yobon Technologies, Inc.
<http://www.yobon.com.tw>



Zow- Zowie Technology Corporation
<http://www.zowie.com.tw/>



Zx- Zetex plc.
<http://www.zetex.com>



© 2012 Copyright Eugeniu Turuta
© 2012 Copyright Martin Christian Turuta
Toronto, 2012 edition
Chisinau, 2012 edition